

ORANGE S.A. FUTURE (FTEG) - EUX/202503

2024/06/05 18:48:51

Price
10.6048 EUR

Difference  -0.13% (-0.01)

General attributes

Symbol	FTEGH25
Exchange	Eurex
Currency	EUR
Security type	Future
Underlying	ORANGE SA
Maturity	03-2025
Contract size	100

Market data

Bid (Bid size)	- EUR (-)
Ask (Ask size)	- EUR (-)
Open	10.6048 EUR
High	10.6048 EUR
Low	10.6048 EUR
Close (prev. day)	10.6185 EUR
Underlying	ORANGE SA
Underlying price (date)	10.55 (24/06/05)
Settlement price (date)	10.60 (24/06/05)
Open Interest	0

Performance and Risk

	6m	1Y	3Y
Perf (%)	-	-	-
Perf (abs.)	-	-	-
Beta	-	-	-
Volatility	-	-	-

Futures and Options

Related Futures	-
Related Options	-

5Y












Information about previous performance does not guarantee future performance.
Source: FactSet

Price data

Ø price 5 days Ø volume 5 days (pcs.)	10.4573 EUR (0)
Ø price 30 days Ø volume 30 days (pcs.)	10.3464 EUR (0)
Ø price 100 days Ø volume 100 days (pcs.)	- EUR (-)
Ø price 250 days Ø volume 250 days (pcs.)	- EUR (-)
YTD High date	- EUR (-)
YTD Low date	- EUR (-)
52 Weeks High date	- EUR (-)
52 Weeks Low date	- EUR (-)

Recent Research

on sector		on market	
Date		Headline	Download
2024/05/29		Global Equity Ratings	
2024/04/26		Global Equity Ratings	
2024/04/03		Global Equity Ratings	
2024/03/13		Global Equity Ratings	
2024/02/22		Global Equity Ratings	