

# FACEBOOK INC FUTURE (FBUF) - EUX/202503

2024/10/18 19:07:10

**Price**  
590.1036 USD

**Difference**  -0.15% (-0.88)

### General attributes

Symbol	FBUFH25
Exchange	Eurex
Currency	USD
Security type	Future
Underlying	META PLATFORMS INC. CLASS A
Maturity	03-2025
Contract size	100

### Market data

Bid (Bid size)	- USD (-)
Ask (Ask size)	- USD (-)
Open	590.1036 USD
High	590.1036 USD
Low	590.1036 USD
Close (prev. day)	590.9883 USD
Underlying	META PLATFORMS INC. CLASS A
Underlying price (date)	576.47 (24/10/18)
Settlement price (date)	590.10 (24/10/18)
Open Interest	0

### Performance and Risk

	6m	1Y	3Y
Perf (%)	+10.64%	-	-
Perf (abs.)	+56.75	-	-
Beta	-	-	-
Volatility	33.12	-	-

### Futures and Options

Related Futures	-
Related Options	-

5Y












Information about previous performance does not guarantee future performance.  
Source: FactSet

### Price data

Ø price 5 days   Ø volume 5 days (pcs.)	593.3129 USD (0)
Ø price 30 days   Ø volume 30 days (pcs.)	572.7594 USD (0)
Ø price 100 days   Ø volume 100 days (pcs.)	536.1034 USD (0)
Ø price 250 days   Ø volume 250 days (pcs.)	- USD (-)
YTD High   date	- USD (-)
YTD Low   date	- USD (-)
52 Weeks High   date	- USD (-)
52 Weeks Low   date	- USD (-)

### Recent Research

on underlying	on sector	on market	
Date		Headline	Download
2024/09/27		Global Equity Ratings	
2024/09/11		Global Equity Ratings	
2024/09/05		Global Equity Ratings	
2024/08/12		Global Equity Ratings	
2024/07/24		Global Equity Ratings	