

FACEBOOK INC FUTURE (FBUF) - EUX/202503

2024/09/18 18:40:44

Price
547.076 USD

Difference  -0.02% (-0.10)

General attributes

Symbol	FBUFH25
Exchange	Eurex
Currency	USD
Security type	Future
Underlying	META PLATFORMS INC. CLASS A
Maturity	03-2025
Contract size	100

Market data

Bid (Bid size)	- USD (-)
Ask (Ask size)	- USD (-)
Open	547.076 USD
High	547.076 USD
Low	547.076 USD
Close (prev. day)	547.1771 USD
Underlying	META PLATFORMS INC. CLASS A
Underlying price (date)	536.14 (24/09/18)
Settlement price (date)	547.08 (24/09/18)
Open Interest	0

Performance and Risk

	6m	1Y	3Y
Perf (%)	+7.79%	-	-
Perf (abs.)	+39.56	-	-
Beta	-	-	-
Volatility	34.65	-	-

Futures and Options

Related Futures	-
Related Options	-












Information about previous performance does not guarantee future performance.
Source: FactSet

Price data

Ø price 5 days Ø volume 5 days (pcs.)	531.986 USD (0)
Ø price 30 days Ø volume 30 days (pcs.)	532.174 USD (0)
Ø price 100 days Ø volume 100 days (pcs.)	513.219 USD (0)
Ø price 250 days Ø volume 250 days (pcs.)	- USD (-)
YTD High date	- USD (-)
YTD Low date	- USD (-)
52 Weeks High date	- USD (-)
52 Weeks Low date	- USD (-)

Recent Research

on underlying	on sector	on market	
Date		Headline	Download
2024/09/11		Global Equity Ratings	
2024/09/05		Global Equity Ratings	
2024/08/12		Global Equity Ratings	
2024/07/24		Global Equity Ratings	
2024/07/12		Global Equity Ratings	