

FACEBOOK INC FUTURE (FBUF) - EUX/202503

2024/08/15 18:48:00

Price
553.9527 USD

Difference  1.52% (8.31)

General attributes

Symbol	FBUFH25
Exchange	Eurex
Currency	USD
Security type	Future
Underlying	META PLATFORMS INC. CLASS A
Maturity	03-2025
Contract size	100

Market data

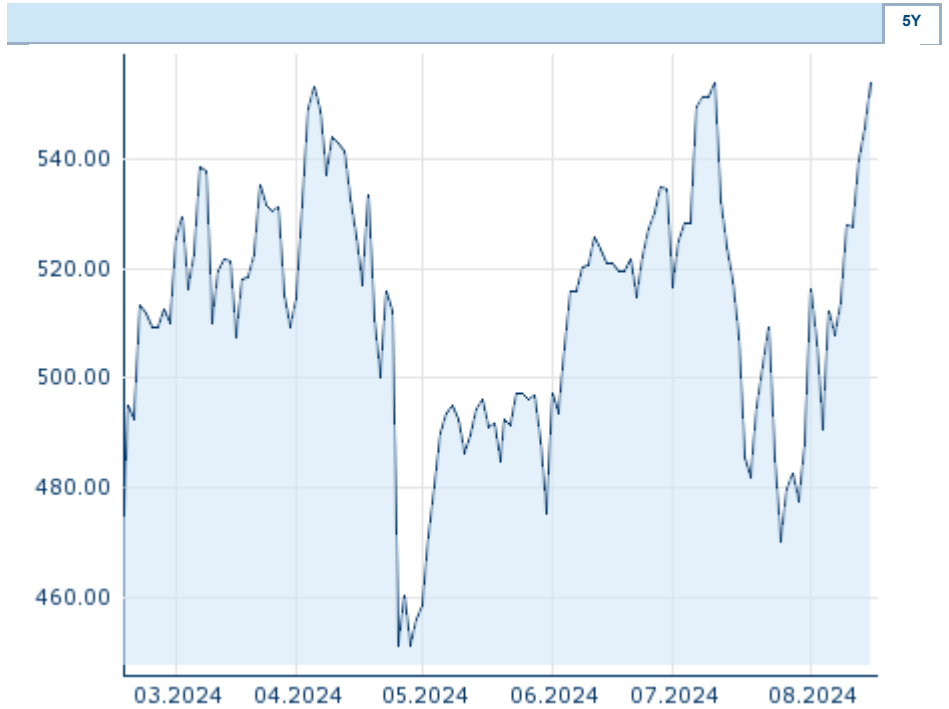
Bid (Bid size)	- USD (-)
Ask (Ask size)	- USD (-)
Open	553.9527 USD
High	553.9527 USD
Low	553.9527 USD
Close (prev. day)	545.6444 USD
Underlying	META PLATFORMS INC. CLASS A
Underlying price (date)	526.50 (24/08/16)
Settlement price (date)	553.95 (24/08/15)
Open Interest	0

Performance and Risk

	6m	1Y	3Y
Perf (%)	-	-	-
Perf (abs.)	-	-	-
Beta	-	-	-
Volatility	-	-	-

Futures and Options

Related Futures	-
Related Options	-












Information about previous performance does not guarantee future performance.
Source: FactSet

Price data

Ø price 5 days Ø volume 5 days (pcs.)	539.0326 USD (0)
Ø price 30 days Ø volume 30 days (pcs.)	512.8314 USD (0)
Ø price 100 days Ø volume 100 days (pcs.)	510.0279 USD (0)
Ø price 250 days Ø volume 250 days (pcs.)	- USD (-)
YTD High date	- USD (-)
YTD Low date	- USD (-)
52 Weeks High date	- USD (-)
52 Weeks Low date	- USD (-)

Recent Research

on underlying	on sector	on market	
Date		Headline	Download
2024/08/12		Global Equity Ratings	
2024/07/24		Global Equity Ratings	
2024/07/12		Global Equity Ratings	
2024/06/21		Global Equity Ratings	
2024/06/14		Global Equity Ratings	