

UBS AG FUTURE (UBSJ) - EUX/202503

2024/09/02 18:40:21

Price
26.0273 CHF

Difference  -0.27% (-0.07)

General attributes

Symbol	UBSJH25
Exchange	Eurex
Currency	CHF
Security type	Future
Underlying	UBS GROUP
Maturity	03-2025
Contract size	100

Market data

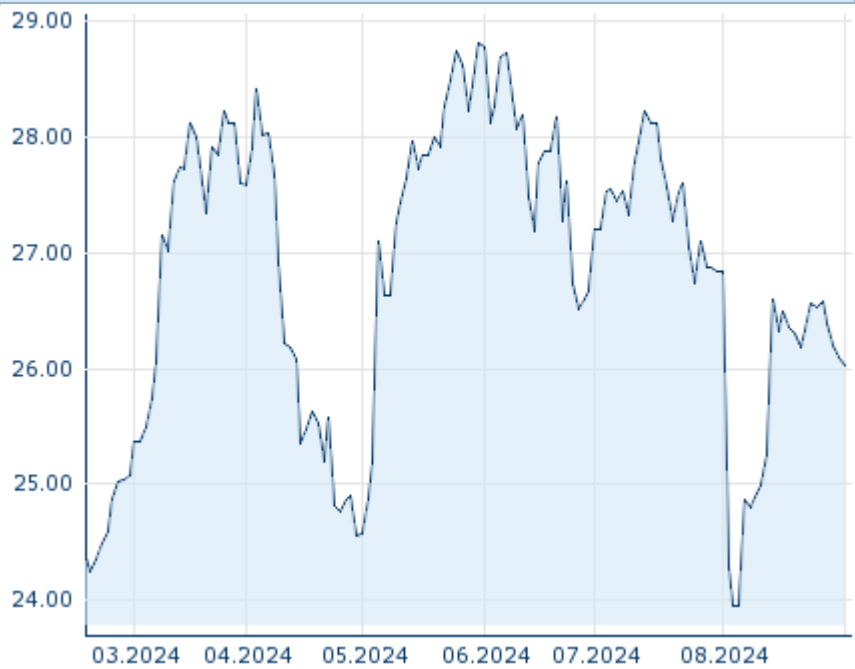
Bid (Bid size)	- CHF (-)
Ask (Ask size)	- CHF (-)
Open	26.0273 CHF
High	26.0273 CHF
Low	26.0273 CHF
Close (prev. day)	26.098 CHF
Underlying	UBS GROUP
Underlying price (date)	25.77 (24/09/03)
Settlement price (date)	26.03 (24/09/02)
Open Interest	0

Performance and Risk

	6m	1Y	3Y
Perf (%)	+2.60%	-	-
Perf (abs.)	+0.66	-	-
Beta	-	-	-
Volatility	27.85	-	-

Futures and Options

Related Futures	-
Related Options	-












5Y

Information about previous performance does not guarantee future performance.
Source: FactSet

Price data

Ø price 5 days Ø volume 5 days (pcs.)	26.2571 CHF (0)
Ø price 30 days Ø volume 30 days (pcs.)	26.0626 CHF (0)
Ø price 100 days Ø volume 100 days (pcs.)	26.8580 CHF (0)
Ø price 250 days Ø volume 250 days (pcs.)	- CHF (-)
YTD High date	- CHF (-)
YTD Low date	- CHF (-)
52 Weeks High date	- CHF (-)
52 Weeks Low date	- CHF (-)

Recent Research

on underlying	on sector	on market	
Date		Headline	Download
2024/08/12		Global Equity Ratings	
2024/07/24		Global Equity Ratings	
2024/07/12		Global Equity Ratings	
2024/06/21		Global Equity Ratings	
2024/06/14		Global Equity Ratings	