

# UBS AG FUTURE (UBSJ) - EUX/202503

2024/05/28 18:39:38

**Price**  
**28.6213** CHF

**Difference**  **-0.43% (-0.12)**

### General attributes

Symbol	UBSJH25
Exchange	Eurex
Currency	CHF
Security type	Future
Underlying	UBS GROUP
Maturity	03-2025
Contract size	100

### Market data

Bid (Bid size)	- CHF (-)
Ask (Ask size)	- CHF (-)
Open	28.6213 CHF
High	28.6213 CHF
Low	28.6213 CHF
Close (prev. day)	28.7451 CHF
Underlying	UBS GROUP
Underlying price (date)	28.31 (24/05/28)
Settlement price (date)	28.62 (24/05/28)
Open Interest	0

### Performance and Risk

	6m	1Y	3Y
Perf (%)	-	-	-
Perf (abs.)	-	-	-
Beta	-	-	-
Volatility	-	-	-

### Futures and Options

Related Futures	-
Related Options	-

5Y












Information about previous performance does not guarantee future performance.  
Source: FactSet

### Price data

Ø price 5 days   Ø volume 5 days (pcs.)	28.2779 CHF (0)
Ø price 30 days   Ø volume 30 days (pcs.)	26.4261 CHF (0)
Ø price 100 days   Ø volume 100 days (pcs.)	- CHF (-)
Ø price 250 days   Ø volume 250 days (pcs.)	- CHF (-)
YTD High   date	- CHF (-)
YTD Low   date	- CHF (-)
52 Weeks High   date	- CHF (-)
52 Weeks Low   date	- CHF (-)

### Recent Research

on underlying	on sector	on market	
Date		Headline	Download
2024/04/26		Global Equity Ratings	
2024/04/03		Global Equity Ratings	
2024/03/13		Global Equity Ratings	
2024/02/22		Global Equity Ratings	
2024/02/14		Global Equity Ratings	