

EVONIK INDUSTRIES AG FUTURE (EVKF) - EUX/202503

2024/07/26 18:35:14

Price
19.4156 EUR

Difference  **-0.38% (-0.07)**

General attributes

Symbol	EVKFH25
Exchange	Eurex
Currency	EUR
Security type	Future
Underlying	EVONIK INDUSTRIES AG
Maturity	03-2025
Contract size	100

Market data

Bid (Bid size)	- EUR (-)
Ask (Ask size)	- EUR (-)
Open	19.4156 EUR
High	19.4156 EUR
Low	19.4156 EUR
Close (prev. day)	19.4893 EUR
Underlying	EVONIK INDUSTRIES AG
Underlying price (date)	18.925 (24/07/26)
Settlement price (date)	19.42 (24/07/26)
Open Interest	0

Performance and Risk

	6m	1Y	3Y
Perf (%)	-	-	-
Perf (abs.)	-	-	-
Beta	-	-	-
Volatility	-	-	-

Futures and Options

Related Futures	-
Related Options	-

5Y












Information about previous performance does not guarantee future performance.
Source: FactSet

Price data

Ø price 5 days Ø volume 5 days (pcs.)	19.4276 EUR (0)
Ø price 30 days Ø volume 30 days (pcs.)	19.5681 EUR (0)
Ø price 100 days Ø volume 100 days (pcs.)	19.0678 EUR (0)
Ø price 250 days Ø volume 250 days (pcs.)	- EUR (-)
YTD High date	- EUR (-)
YTD Low date	- EUR (-)
52 Weeks High date	- EUR (-)
52 Weeks Low date	- EUR (-)

Recent Research

on sector		on market	
Date		Headline	Download
2024/07/24		Global Equity Ratings	
2024/07/12		Global Equity Ratings	
2024/06/21		Global Equity Ratings	
2024/06/14		Global Equity Ratings	
2024/05/29		Global Equity Ratings	