

DORMA+KABA HOLDING AG FUTURE (KABF) - EUX/202503

2024/08/16 19:01:33

Price
509.8443 CHFDifference  -0.00% (-0.02)

General attributes

Symbol	KABFH25
Exchange	Eurex
Currency	CHF
Security type	Future
Underlying	DORMAKABA HOLDING AG
Maturity	03-2025
Contract size	100

Market data

Bid (Bid size)	- CHF (-)
Ask (Ask size)	- CHF (-)
Open	509.8443 CHF
High	509.8443 CHF
Low	509.8443 CHF
Close (prev. day)	509.8605 CHF
Underlying	DORMAKABA HOLDING AG
Underlying price (date)	517.00 (24/08/16)
Settlement price (date)	509.84 (24/08/16)
Open Interest	0

Performance and Risk

	6m	1Y	3Y
Perf (%)	-	-	-
Perf (abs.)	-	-	-
Beta	-	-	-
Volatility	-	-	-

Futures and Options

Related Futures	-
Related Options	-













Information about previous performance does not guarantee future performance.
Source: FactSet

Price data

Ø price 5 days Ø volume 5 days (pcs.)	503.9879 CHF (0)
Ø price 30 days Ø volume 30 days (pcs.)	502.5165 CHF (0)
Ø price 100 days Ø volume 100 days (pcs.)	482.9965 CHF (0)
Ø price 250 days Ø volume 250 days (pcs.)	- CHF (-)
YTD High date	- CHF (-)
YTD Low date	- CHF (-)
52 Weeks High date	- CHF (-)
52 Weeks Low date	- CHF (-)

Recent Research

on sector		on market	
Date		Headline	Download
2024/08/12		Global Equity Ratings	
2024/07/24		Global Equity Ratings	
2024/07/12		Global Equity Ratings	
2024/06/21		Global Equity Ratings	
2024/06/14		Global Equity Ratings	

5Y