

CITIGROUP INC. FUTURE (CITG) - EUX/202503

2024/08/14 18:36:16

Price
59.3612 USD
 Difference  1.59% (0.93)

General attributes

Symbol	CITGH25
Exchange	Eurex
Currency	USD
Security type	Future
Underlying	CITIGROUP INC
Maturity	03-2025
Contract size	100

Market data

Bid (Bid size)	- USD (-)
Ask (Ask size)	- USD (-)
Open	59.3612 USD
High	59.3612 USD
Low	59.3612 USD
Close (prev. day)	58.4338 USD
Underlying	CITIGROUP INC
Underlying price (date)	60.885 (24/08/15)
Settlement price (date)	59.36 (24/08/14)
Open Interest	0

Performance and Risk

	6m	1Y	3Y
Perf (%)	-	-	-
Perf (abs.)	-	-	-
Beta	-	-	-
Volatility	-	-	-

Futures and Options

Related Futures	-
Related Options	-

5Y









Information about previous performance does not guarantee future performance.
 Source: FactSet

Price data

Ø price 5 days Ø volume 5 days (pcs.)	58.7680 USD (0)
Ø price 30 days Ø volume 30 days (pcs.)	63.5812 USD (0)
Ø price 100 days Ø volume 100 days (pcs.)	63.0186 USD (0)
Ø price 250 days Ø volume 250 days (pcs.)	- USD (-)
YTD High date	- USD (-)
YTD Low date	- USD (-)
52 Weeks High date	- USD (-)
52 Weeks Low date	- USD (-)

Recent Research

on underlying	on sector	on market	
Date		Headline	Download
2024/08/12		Global Equity Ratings	
2024/07/24		Global Equity Ratings	
2024/07/12		Global Equity Ratings	
2024/06/21		Global Equity Ratings	
2024/06/14		Global Equity Ratings	