


# CAMECO CORP. FUTURE (CCJF) - EUX/202503

2024/08/16 19:01:13

**Price**  
**41.7179** USD

**Difference**  **-0.89% (-0.37)**

**General attributes**

Symbol	CCJFH25
Exchange	Eurex
Currency	USD
Security type	Future
Underlying	CAMECO CORP.
Maturity	03-2025
Contract size	100

**Market data**

Bid (Bid size)	- USD (-)
Ask (Ask size)	- USD (-)
Open	41.7179 USD
High	41.7179 USD
Low	41.7179 USD
Close (prev. day)	42.0907 USD
Underlying	CAMECO CORP.
Underlying price (date)	40.365 (24/08/16)
Settlement price (date)	41.72 (24/08/16)
Open Interest	0



**Performance and Risk**

	6m	1Y	3Y
Perf (%)	-	-	-
Perf (abs.)	-	-	-
Beta	-	-	-
Volatility	-	-	-

**Futures and Options**










Related Futures	-
Related Options	-

**Price data**

Ø price 5 days   Ø volume 5 days (pcs.)	40.7908 USD (0)
Ø price 30 days   Ø volume 30 days (pcs.)	46.4020 USD (0)
Ø price 100 days   Ø volume 100 days (pcs.)	50.9067 USD (0)
Ø price 250 days   Ø volume 250 days (pcs.)	- USD (-)
YTD High   date	- USD (-)
YTD Low   date	- USD (-)
52 Weeks High   date	- USD (-)
52 Weeks Low   date	- USD (-)

**Recent Research**

on sector

Date	Headline	Download
2024/08/16	 Akciové trhy - denní zpráva	
2024/08/15	 Akciové trhy - denní zpráva	
2024/08/14	 Akciové trhy - denní zpráva	
2024/08/13	 Akciové trhy - denní zpráva	
2024/08/12	 Global Equity Ratings	