

GEBERIT AG FUTURE (GBRI) - EUX/202503

2024/06/25 19:05:26

Price
545.0281 CHF
Difference  **-1.29% (-7.11)**

General attributes

Symbol GBRIH25
Exchange Eurex
Currency CHF
Security type Future
Underlying GEBERIT AG
Maturity 03-2025
Contract size 100

Market data

Bid (Bid size) - CHF (-)
Ask (Ask size) - CHF (-)
Open 545.0281 CHF
High 545.0281 CHF
Low 545.0281 CHF
Close (prev. day) 552.142 CHF
Underlying GEBERIT AG
Underlying price (date) 540.40 (24/06/25)
Settlement price (date) 545.03 (24/06/25)
Open Interest 0

Performance and Risk

	6m	1Y	3Y
Perf (%)	-	-	-
Perf (abs.)	-	-	-
Beta	-	-	-
Volatility	-	-	-

Futures and Options

Related Futures -
Related Options -

5Y









Information about previous performance does not guarantee future performance.
 Source: FactSet

Price data

Ø price 5 days Ø volume 5 days (pcs.)	546.2162 CHF (0)
Ø price 30 days Ø volume 30 days (pcs.)	558.9991 CHF (0)
Ø price 100 days Ø volume 100 days (pcs.)	- CHF (-)
Ø price 250 days Ø volume 250 days (pcs.)	- CHF (-)
YTD High date	- CHF (-)
YTD Low date	- CHF (-)
52 Weeks High date	- CHF (-)
52 Weeks Low date	- CHF (-)

Recent Research

on underlying	on sector	on market	
Date		Headline	Download
2022/12/19		Global Equity Ratings	
2022/11/28		Global Equity Ratings	
2022/11/18		Global Equity Ratings	
2022/10/31		Global Equity Ratings	
2022/10/05		Global Equity Ratings	