

EXPEDIA GROUP INC. FUTURE (EXDF) - EUX/202503

2024/08/07 18:43:10

Price
118.4522 USD
 Difference  -0.42% (-0.49)

General attributes

Symbol	EXDFH25
Exchange	Eurex
Currency	USD
Security type	Future
Underlying	EXPEDIA GROUP INC
Maturity	03-2025
Contract size	100

Market data

Bid (Bid size)	- USD (-)
Ask (Ask size)	- USD (-)
Open	118.4522 USD
High	118.4522 USD
Low	118.4522 USD
Close (prev. day)	118.9459 USD
Underlying	EXPEDIA GROUP INC
Underlying price (date)	113.23 (24/08/07)
Settlement price (date)	118.45 (24/08/07)
Open Interest	0

Performance and Risk

	6m	1Y	3Y
Perf (%)	-	-	-
Perf (abs.)	-	-	-
Beta	-	-	-
Volatility	-	-	-

Futures and Options

Related Futures	-
Related Options	-







Information about previous performance does not guarantee future performance.
 Source: FactSet

Price data

Ø price 5 days Ø volume 5 days (pcs.)	122.4094 USD (0)
Ø price 30 days Ø volume 30 days (pcs.)	131.5251 USD (0)
Ø price 100 days Ø volume 100 days (pcs.)	130.6973 USD (0)
Ø price 250 days Ø volume 250 days (pcs.)	- USD (-)
YTD High date	- USD (-)
YTD Low date	- USD (-)
52 Weeks High date	- USD (-)
52 Weeks Low date	- USD (-)

Recent Research

on sector		on market	
Date		Headline	Download
2024/07/24		Global Equity Ratings	
2024/07/12		Global Equity Ratings	
2024/06/21		Global Equity Ratings	
2024/06/14		Global Equity Ratings	
2024/05/29		Global Equity Ratings	