

AMADEUS IT GROUP S.A. FUTURE (AI3F) - EUX/202503

2024/08/07 18:42:57

Price
57.6513 EUR

Difference  1.94% (1.10)

General attributes

| | |
|---------------|---------------------|
| Symbol | AI3FH25 |
| Exchange | Eurex |
| Currency | EUR |
| Security type | Future |
| Underlying | AMADEUS IT GROUP SA |
| Maturity | 03-2025 |
| Contract size | 100 |

Market data

| | |
|-------------------------|---------------------|
| Bid (Bid size) | - EUR (-) |
| Ask (Ask size) | - EUR (-) |
| Open | 57.6513 EUR |
| High | 57.6513 EUR |
| Low | 57.6513 EUR |
| Close (prev. day) | 56.5518 EUR |
| Underlying | AMADEUS IT GROUP SA |
| Underlying price (date) | 56.72 (24/08/07) |
| Settlement price (date) | 57.65 (24/08/07) |
| Open Interest | 0 |

Performance and Risk

| | 6m | 1Y | 3Y |
|-------------|----|----|----|
| Perf (%) | - | - | - |
| Perf (abs.) | - | - | - |
| Beta | - | - | - |
| Volatility | - | - | - |

Futures and Options

| | |
|-----------------|---|
| Related Futures | - |
| Related Options | - |













Information about previous performance does not guarantee future performance.
Source: FactSet

Price data

| | |
|---|-----------------|
| Ø price 5 days Ø volume 5 days (pcs.) | 58.5355 EUR (0) |
| Ø price 30 days Ø volume 30 days (pcs.) | 62.4068 EUR (0) |
| Ø price 100 days Ø volume 100 days (pcs.) | 62.7784 EUR (0) |
| Ø price 250 days Ø volume 250 days (pcs.) | - EUR (-) |
| YTD High date | - EUR (-) |
| YTD Low date | - EUR (-) |
| 52 Weeks High date | - EUR (-) |
| 52 Weeks Low date | - EUR (-) |

Recent Research

| on underlying | on sector | on market | |
|---------------|---|-----------------------|---|
| Date | | Headline | Download |
| 2023/10/27 |  | Global Equity Ratings |  |
| 2023/09/29 |  | Global Equity Ratings |  |
| 2023/09/08 |  | Global Equity Ratings |  |
| 2023/08/22 |  | Global Equity Ratings |  |
| 2023/08/17 |  | Global Equity Ratings |  |