

AMADEUS IT GROUP S.A. FUTURE (AI3F) - EUX/202503

2024/05/03 18:32:38

Price
60.908 EUR

Difference  -2.25% (-1.40)

General attributes

Symbol	AI3FH25
Exchange	Eurex
Currency	EUR
Security type	Future
Underlying	AMADEUS IT GROUP SA
Maturity	03-2025
Contract size	100

Market data

Bid (Bid size)	- EUR (-)
Ask (Ask size)	- EUR (-)
Open	60.908 EUR
High	60.908 EUR
Low	60.908 EUR
Close (prev. day)	62.309 EUR
Underlying	AMADEUS IT GROUP SA
Underlying price (date)	59.56 (24/05/03)
Settlement price (date)	60.91 (24/05/03)
Open Interest	0

Performance and Risk

	6m	1Y	3Y
Perf (%)	-	-	-
Perf (abs.)	-	-	-
Beta	-	-	-
Volatility	-	-	-

Futures and Options

Related Futures	-
Related Options	-







Information about previous performance does not guarantee future performance.
Source: FactSet

Price data

Ø price 5 days Ø volume 5 days (pcs.)	61.250 EUR (0)
Ø price 30 days Ø volume 30 days (pcs.)	59.661 EUR (0)
Ø price 100 days Ø volume 100 days (pcs.)	- EUR (-)
Ø price 250 days Ø volume 250 days (pcs.)	- EUR (-)
YTD High date	- EUR (-)
YTD Low date	- EUR (-)
52 Weeks High date	- EUR (-)
52 Weeks Low date	- EUR (-)

Recent Research

on underlying	on sector	on market		
Date			Headline	Download
2023/10/27			Global Equity Ratings	
2023/09/29			Global Equity Ratings	
2023/09/08			Global Equity Ratings	
2023/08/22			Global Equity Ratings	
2023/08/17			Global Equity Ratings	