

QUADIENT S.A. FUTURE (NP6G) - EUX/202503

2024/09/03 18:38:38

Price
17.6468 EUR

Difference  **-2.05% (-0.37)**

General attributes

Symbol	NP6GH25
Exchange	Eurex
Currency	EUR
Security type	Future
Underlying	QUADIENT S.A.
Maturity	03-2025
Contract size	100

Market data

Bid (Bid size)	- EUR (-)
Ask (Ask size)	- EUR (-)
Open	17.6468 EUR
High	17.6468 EUR
Low	17.6468 EUR
Close (prev. day)	18.0156 EUR
Underlying	QUADIENT S.A.
Underlying price (date)	17.30 (24/09/03)
Settlement price (date)	17.65 (24/09/03)
Open Interest	0

Performance and Risk

	6m	1Y	3Y
Perf (%)	-8.16%	-	-
Perf (abs.)	-1.60	-	-
Beta	-	-	-
Volatility	36.40	-	-

Futures and Options

Related Futures	-
Related Options	-

5Y












Information about previous performance does not guarantee future performance.
Source: FactSet

Price data

Ø price 5 days Ø volume 5 days (pcs.)	17.7823 EUR (0)
Ø price 30 days Ø volume 30 days (pcs.)	17.8574 EUR (0)
Ø price 100 days Ø volume 100 days (pcs.)	18.9042 EUR (0)
Ø price 250 days Ø volume 250 days (pcs.)	- EUR (-)
YTD High date	- EUR (-)
YTD Low date	- EUR (-)
52 Weeks High date	- EUR (-)
52 Weeks Low date	- EUR (-)

Recent Research

on sector		on market	
Date		Headline	Download
2024/08/12		Global Equity Ratings	
2024/07/24		Global Equity Ratings	
2024/07/12		Global Equity Ratings	
2024/06/21		Global Equity Ratings	
2024/06/14		Global Equity Ratings	