

# HOLCIM LTD. FUTURE (HOLI) - EUX/202503

2024/07/08 18:32:40

Price  
**82.4191** CHF

Difference  1.76% (1.43)

### General attributes

Symbol	HOLIH25
Exchange	Eurex
Currency	CHF
Security type	Future
Underlying	HOLCIM LTD.
Maturity	03-2025
Contract size	100

### Market data

Bid (Bid size)	- CHF (-)
Ask (Ask size)	- CHF (-)
Open	82.4191 CHF
High	82.4191 CHF
Low	82.4191 CHF
Close (prev. day)	80.9915 CHF
Underlying	HOLCIM LTD.
Underlying price (date)	81.58 (24/07/09)
Settlement price (date)	82.42 (24/07/08)
Open Interest	0

### Performance and Risk

	6m	1Y	3Y
Perf (%)	-	-	-
Perf (abs.)	-	-	-
Beta	-	-	-
Volatility	-	-	-

### Futures and Options

Related Futures	-
Related Options	-












5Y

Information about previous performance does not guarantee future performance.  
Source: FactSet

### Price data

Ø price 5 days   Ø volume 5 days (pcs.)	80.9303 CHF (0)
Ø price 30 days   Ø volume 30 days (pcs.)	80.6051 CHF (0)
Ø price 100 days   Ø volume 100 days (pcs.)	- CHF (-)
Ø price 250 days   Ø volume 250 days (pcs.)	- CHF (-)
YTD High   date	- CHF (-)
YTD Low   date	- CHF (-)
52 Weeks High   date	- CHF (-)
52 Weeks Low   date	- CHF (-)

### Recent Research

on sector		on market	
Date		Headline	Download
2024/06/21		Global Equity Ratings	
2024/06/14		Global Equity Ratings	
2024/05/29		Global Equity Ratings	
2024/04/26		Global Equity Ratings	
2024/04/03		Global Equity Ratings	