

# ANDRITZ AG FUTURE (ANDF) - EUX/202503

2024/07/26 18:34:50

**Price**  
**57.7081** EUR

**Difference**  **-1.76% (-1.03)**

### General attributes

Symbol	ANDFH25
Exchange	Eurex
Currency	EUR
Security type	Future
Underlying	ANDRITZ AG
Maturity	03-2025
Contract size	100

### Market data

Bid (Bid size)	- EUR (-)
Ask (Ask size)	- EUR (-)
Open	57.7081 EUR
High	57.7081 EUR
Low	57.7081 EUR
Close (prev. day)	58.7398 EUR
Underlying	ANDRITZ AG
Underlying price (date)	56.25 (24/07/26)
Settlement price (date)	57.71 (24/07/26)
Open Interest	0

### Performance and Risk

	6m	1Y	3Y
Perf (%)	-	-	-
Perf (abs.)	-	-	-
Beta	-	-	-
Volatility	-	-	-

### Futures and Options

Related Futures	-
Related Options	-

5Y












Information about previous performance does not guarantee future performance.  
Source: FactSet

### Price data

Ø price 5 days   Ø volume 5 days (pcs.)	57.8426 EUR (0)
Ø price 30 days   Ø volume 30 days (pcs.)	58.5859 EUR (0)
Ø price 100 days   Ø volume 100 days (pcs.)	57.0941 EUR (0)
Ø price 250 days   Ø volume 250 days (pcs.)	- EUR (-)
YTD High   date	- EUR (-)
YTD Low   date	- EUR (-)
52 Weeks High   date	- EUR (-)
52 Weeks Low   date	- EUR (-)

### Recent Research

on sector		on market	
Date		Headline	Download
2024/07/24		Global Equity Ratings	
2024/07/12		Global Equity Ratings	
2024/06/21		Global Equity Ratings	
2024/06/14		Global Equity Ratings	
2024/05/29		Global Equity Ratings	