


ANDRITZ AG FUTURE (ANDF) - EUX/202503

2024/05/06 18:29:18		
Price	52.7235 EUR	
Difference		1.44% (0.75)

General attributes	
Symbol	ANDFH25
Exchange	Eurex
Currency	EUR
Security type	Future
Underlying	ANDRITZ AG
Maturity	03-2025
Contract size	100

Market data	
Bid (Bid size)	- EUR (-)
Ask (Ask size)	- EUR (-)
Open	52.7235 EUR
High	52.7235 EUR
Low	52.7235 EUR
Close (prev. day)	51.9727 EUR
Underlying	ANDRITZ AG
Underlying price (date)	53.00 (24/05/06)
Settlement price (date)	- (-)
Open Interest	0

Performance and Risk			
	6m	1Y	3Y
Perf (%)	-	-	-
Perf (abs.)	-	-	-
Beta	-	-	-
Volatility	-	-	-










Futures and Options	
Related Futures	-
Related Options	-



Information about previous performance does not guarantee future performance.  
Source: FactSet

Price data	
Ø price 5 days   Ø volume 5 days (pcs.)	51.8677 EUR (0)
Ø price 30 days   Ø volume 30 days (pcs.)	55.8289 EUR (0)
Ø price 100 days   Ø volume 100 days (pcs.)	- EUR (-)
Ø price 250 days   Ø volume 250 days (pcs.)	- EUR (-)
YTD High   date	- EUR (-)
YTD Low   date	- EUR (-)
52 Weeks High   date	- EUR (-)
52 Weeks Low   date	- EUR (-)

Recent Research

on sector		on market	
Date		Headline	Download
2024/04/26		Global Equity Ratings	
2024/04/03		Global Equity Ratings	
2024/03/13		Global Equity Ratings	
2024/02/22		Global Equity Ratings	
2024/02/14		Global Equity Ratings	