

NETFLIX INC. FUTURE (NTFF) - EUX/202503

2024/06/25 19:05:36

Price
695.5538 USD
Difference  **-0.31% (-2.16)**

General attributes

Symbol	NTFFH25
Exchange	Eurex
Currency	USD
Security type	Future
Underlying	NETFLIX INC
Maturity	03-2025
Contract size	100

Market data

Bid (Bid size)	- USD (-)
Ask (Ask size)	- USD (-)
Open	695.5538 USD
High	695.5538 USD
Low	695.5538 USD
Close (prev. day)	697.71 USD
Underlying	NETFLIX INC
Underlying price (date)	672.41 (24/06/25)
Settlement price (date)	695.55 (24/06/25)
Open Interest	0

Performance and Risk

	6m	1Y	3Y
Perf (%)	-	-	-
Perf (abs.)	-	-	-
Beta	-	-	-
Volatility	-	-	-

Futures and Options

Related Futures	-
Related Options	-

5Y










Information about previous performance does not guarantee future performance.
 Source: FactSet

Price data

Ø price 5 days Ø volume 5 days (pcs.)	707.4123 USD (0)
Ø price 30 days Ø volume 30 days (pcs.)	677.0434 USD (0)
Ø price 100 days Ø volume 100 days (pcs.)	- USD (-)
Ø price 250 days Ø volume 250 days (pcs.)	- USD (-)
YTD High date	- USD (-)
YTD Low date	- USD (-)
52 Weeks High date	- USD (-)
52 Weeks Low date	- USD (-)

Recent Research

on underlying		on sector		on market	
Date		Headline		Download	
2024/06/21		Global Equity Ratings			
2024/06/14		Global Equity Ratings			
2024/05/29		Global Equity Ratings			
2024/04/26		Global Equity Ratings			
2024/04/03		Global Equity Ratings			