


GOLDMAN SACHS GROUP INC. FUTURE (GOSF) - EUX/202503

2024/07/18 18:34:01

Price
503.0004 USD

Difference  -2.72% (-14.08)

General attributes

Symbol: GOSFH25
Exchange: Eurex
Currency: USD
Security type: Future
Underlying: GOLDMAN SACHS GROUP INC
Maturity: 03-2025
Contract size: 100

Market data

Bid (Bid size): - USD (-)
Ask (Ask size): - USD (-)
Open: 503.0004 USD
High: 503.0004 USD
Low: 503.0004 USD
Close (prev. day): 517.0788 USD
Underlying: GOLDMAN SACHS GROUP INC
Underlying price (date): 486.21 (24/07/18)
Settlement price (date): 503.00 (24/07/18)
Open Interest: 0

Performance and Risk

| | 6m | 1Y | 3Y |
|-------------|----|----|----|
| Perf (%) | - | - | - |
| Perf (abs.) | - | - | - |
| Beta | - | - | - |
| Volatility | - | - | - |

Futures and Options

Related Futures: -
Related Options: -








Information about previous performance does not guarantee future performance.
Source: FactSet

Price data

| | |
|---|------------------|
| Ø price 5 days Ø volume 5 days (pcs.) | 501.0825 USD (0) |
| Ø price 30 days Ø volume 30 days (pcs.) | 473.1564 USD (0) |
| Ø price 100 days Ø volume 100 days (pcs.) | 444.3769 USD (0) |
| Ø price 250 days Ø volume 250 days (pcs.) | - USD (-) |
| YTD High date | - USD (-) |
| YTD Low date | - USD (-) |
| 52 Weeks High date | - USD (-) |
| 52 Weeks Low date | - USD (-) |

Recent Research

| on sector | | on market | |
|------------|---|-----------------------------|---|
| Date | | Headline | Download |
| 2024/07/18 |  | Akciové trhy - denní zpráva |  |
| 2024/07/17 |  | Akciové trhy - denní zpráva |  |
| 2024/07/16 |  | Akciové trhy - denní zpráva |  |
| 2024/07/15 |  | Akciové trhy - denní zpráva |  |
| 2024/07/12 |  | Global Equity Ratings |  |