


GOLDMAN SACHS GROUP INC. FUTURE (GOSF) - EUX/202503

2024/07/18 18:34:01

Price
503.0004 USD

Difference  -2.72% (-14.08)

General attributes

Symbol: GOSFH25
Exchange: Eurex
Currency: USD
Security type: Future
Underlying: GOLDMAN SACHS GROUP INC
Maturity: 03-2025
Contract size: 100

Market data

Bid (Bid size): - USD (-)
Ask (Ask size): - USD (-)
Open: 503.0004 USD
High: 503.0004 USD
Low: 503.0004 USD
Close (prev. day): 517.0788 USD
Underlying: GOLDMAN SACHS GROUP INC
Underlying price (date): 486.21 (24/07/18)
Settlement price (date): 503.00 (24/07/18)
Open Interest: 0

Performance and Risk

	6m	1Y	3Y
Perf (%)	-	-	-
Perf (abs.)	-	-	-
Beta	-	-	-
Volatility	-	-	-

Futures and Options

Related Futures: -
Related Options: -









Information about previous performance does not guarantee future performance.
Source: FactSet

Price data

Ø price 5 days Ø volume 5 days (pcs.)	501.0825 USD (0)
Ø price 30 days Ø volume 30 days (pcs.)	473.1564 USD (0)
Ø price 100 days Ø volume 100 days (pcs.)	444.3769 USD (0)
Ø price 250 days Ø volume 250 days (pcs.)	- USD (-)
YTD High date	- USD (-)
YTD Low date	- USD (-)
52 Weeks High date	- USD (-)
52 Weeks Low date	- USD (-)

Recent Research

on sector		on market	
Date		Headline	Download
2024/07/18		Akciové trhy - denní zpráva	
2024/07/17		Akciové trhy - denní zpráva	
2024/07/16		Akciové trhy - denní zpráva	
2024/07/15		Akciové trhy - denní zpráva	
2024/07/12		Global Equity Ratings	