

HONEYWELL INTERNATIONAL INC. FUTURE (HONF) - EUX/202503

2024/09/17 18:45:58

Price
208.332 USD

Difference  0.74% (1.54)

General attributes

Symbol	HONFH25
Exchange	Eurex
Currency	USD
Security type	Future
Underlying	HONEYWELL INTERNATIONAL INC.
Maturity	03-2025
Contract size	100

Market data

Bid (Bid size)	- USD (-)
Ask (Ask size)	- USD (-)
Open	208.332 USD
High	208.332 USD
Low	208.332 USD
Close (prev. day)	206.7929 USD
Underlying	HONEYWELL INTERNATIONAL INC.
Underlying price (date)	202.0964 (24/09/18)
Settlement price (date)	208.33 (24/09/17)
Open Interest	0

Performance and Risk

	6m	1Y	3Y
Perf (%)	+2.91%	-	-
Perf (abs.)	+5.89	-	-
Beta	-	-	-
Volatility	17.31	-	-

Futures and Options

Related Futures	-
Related Options	-

5Y











Information about previous performance does not guarantee future performance.
Source: FactSet

Price data

Ø price 5 days Ø volume 5 days (pcs.)	206.776 USD (0)
Ø price 30 days Ø volume 30 days (pcs.)	204.987 USD (0)
Ø price 100 days Ø volume 100 days (pcs.)	210.066 USD (0)
Ø price 250 days Ø volume 250 days (pcs.)	- USD (-)
YTD High date	- USD (-)
YTD Low date	- USD (-)
52 Weeks High date	- USD (-)
52 Weeks Low date	- USD (-)

Recent Research

on sector		on market	
Date		Headline	Download
2024/09/11		Global Equity Ratings	
2024/09/05		Global Equity Ratings	
2024/08/12		Global Equity Ratings	
2024/07/24		Global Equity Ratings	
2024/07/12		Global Equity Ratings	