

ORACLE CORP. FUTURE (ORCF) - EUX/202503

2024/07/26 18:35:40

Price
143.3129 USD

Difference  -0.77% (-1.11)

General attributes

Symbol	ORCFH25
Exchange	Eurex
Currency	USD
Security type	Future
Underlying	ORACLE CORP
Maturity	03-2025
Contract size	100

Market data

Bid (Bid size)	- USD (-)
Ask (Ask size)	- USD (-)
Open	143.3129 USD
High	143.3129 USD
Low	143.3129 USD
Close (prev. day)	144.4209 USD
Underlying	ORACLE CORP
Underlying price (date)	139.01 (24/07/26)
Settlement price (date)	143.31 (24/07/26)
Open Interest	0

Performance and Risk

	6m	1Y	3Y
Perf (%)	-	-	-
Perf (abs.)	-	-	-
Beta	-	-	-
Volatility	-	-	-

Futures and Options

Related Futures	-
Related Options	-










5Y

Information about previous performance does not guarantee future performance.
Source: FactSet

Price data

Ø price 5 days Ø volume 5 days (pcs.)	144.7256 USD (0)
Ø price 30 days Ø volume 30 days (pcs.)	146.4270 USD (0)
Ø price 100 days Ø volume 100 days (pcs.)	132.7438 USD (0)
Ø price 250 days Ø volume 250 days (pcs.)	- USD (-)
YTD High date	- USD (-)
YTD Low date	- USD (-)
52 Weeks High date	- USD (-)
52 Weeks Low date	- USD (-)

Recent Research

on underlying	on sector	on market	
Date		Headline	Download
2024/07/24		Global Equity Ratings	
2024/07/12		Global Equity Ratings	
2024/06/21		Global Equity Ratings	
2024/06/14		Global Equity Ratings	
2024/05/29		Global Equity Ratings	