

# 3M CO. FUTURE (MMMFM) - EUX/202503

2024/07/16 18:50:42

**Price**  
**104.3868** USD

**Difference**  **-1.35% (-1.43)**

### General attributes

Symbol	MMMFM25
Exchange	Eurex
Currency	USD
Security type	Future
Underlying	3M COMPANY
Maturity	03-2025
Contract size	100

### Market data

Bid (Bid size)	- USD (-)
Ask (Ask size)	- USD (-)
Open	104.3868 USD
High	104.3868 USD
Low	104.3868 USD
Close (prev. day)	105.8199 USD
Underlying	3M COMPANY
Underlying price (date)	103.31 (24/07/16)
Settlement price (date)	104.39 (24/07/16)
Open Interest	0

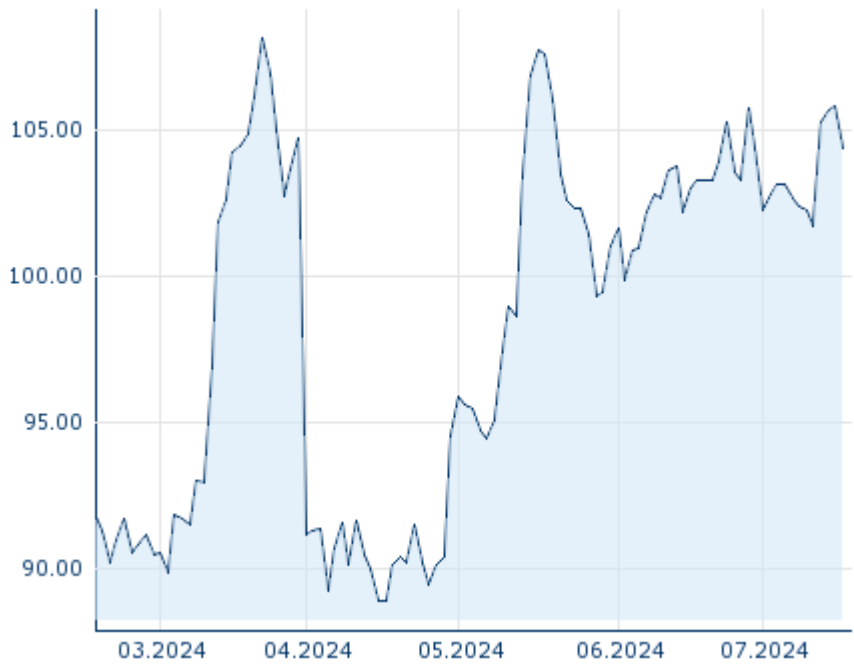
### Performance and Risk

	6m	1Y	3Y
Perf (%)	-	-	-
Perf (abs.)	-	-	-
Beta	-	-	-
Volatility	-	-	-

### Futures and Options

Related Futures	-
Related Options	-

5Y












Information about previous performance does not guarantee future performance.  
 Source: FactSet

### Price data

Ø price 5 days   Ø volume 5 days (pcs.)	104.1389 USD (0)
Ø price 30 days   Ø volume 30 days (pcs.)	103.1622 USD (0)
Ø price 100 days   Ø volume 100 days (pcs.)	98.4789 USD (0)
Ø price 250 days   Ø volume 250 days (pcs.)	- USD (-)
YTD High   date	- USD (-)
YTD Low   date	- USD (-)
52 Weeks High   date	- USD (-)
52 Weeks Low   date	- USD (-)

### Recent Research

on underlying	on sector	on market	
Date		Headline	Download
2023/06/06		Global Equity Ratings	
2023/06/01		Global Equity Ratings	
2023/05/24		Global Equity Ratings	
2023/05/03		Global Equity Ratings	
2023/04/25		Global Equity Ratings	