

# RAYTHEON TECHNOLOGIES CORP. FUTURE (UTXF) - EUX/202503

2024/05/02 18:24:19

**Price**  
**104.3486** USD  
 Difference  -0.26% (-0.27)

**General attributes**

Symbol	UTXFH25
Exchange	Eurex
Currency	USD
Security type	Future
Underlying	RTX CORPORATION
Maturity	03-2025
Contract size	100

**Market data**

Bid (Bid size)	- USD (-)
Ask (Ask size)	- USD (-)
Open	104.3486 USD
High	104.3486 USD
Low	104.3486 USD
Close (prev. day)	104.6222 USD
Underlying	RTX CORPORATION
Underlying price (date)	101.89 (24/05/02)
Settlement price (date)	104.35 (24/05/02)
Open Interest	0

**Performance and Risk**

	6m	1Y	3Y
Perf (%)	-	-	-
Perf (abs.)	-	-	-
Beta	-	-	-
Volatility	-	-	-

**Futures and Options**

Related Futures	-
Related Options	-












Information about previous performance does not guarantee future performance.  
 Source: FactSet

**Price data**

Ø price 5 days   Ø volume 5 days (pcs.)	104.4987 USD (0)
Ø price 30 days   Ø volume 30 days (pcs.)	102.5677 USD (0)
Ø price 100 days   Ø volume 100 days (pcs.)	- USD (-)
Ø price 250 days   Ø volume 250 days (pcs.)	- USD (-)
YTD High   date	- USD (-)
YTD Low   date	- USD (-)
52 Weeks High   date	- USD (-)
52 Weeks Low   date	- USD (-)

**Recent Research**

on sector		on market	
Date		Headline	Download
2024/04/26		Global Equity Ratings	
2024/04/03		Global Equity Ratings	
2024/03/13		Global Equity Ratings	
2024/02/22		Global Equity Ratings	
2024/02/14		Global Equity Ratings	