

## PEPSICO INC. FUTURE (PEPF) - EUX/202503

2024/09/13 18:35:32

Price  
**179.3956** USDDifference  1.46% (2.59)

## General attributes

Symbol	PEPFH25
Exchange	Eurex
Currency	USD
Security type	Future
Underlying	PEPSICO INC.
Maturity	03-2025
Contract size	100

## Market data

Bid (Bid size)	- USD (-)
Ask (Ask size)	- USD (-)
Open	179.3956 USD
High	179.3956 USD
Low	179.3956 USD
Close (prev. day)	176.8082 USD
Underlying	PEPSICO INC.
Underlying price (date)	177.065 (24/09/13)
Settlement price (date)	179.40 (24/09/13)
Open Interest	0

## Performance and Risk

	6m	1Y	3Y
Perf (%)	+5.17%	-	-
Perf (abs.)	+8.70	-	-
Beta	-	-	-
Volatility	17.32	-	-

## Futures and Options

Related Futures	-
Related Options	-

5Y












Information about previous performance does not guarantee future performance.  
Source: FactSet

## Price data

Ø price 5 days   Ø volume 5 days (pcs.)	178.7922 USD (0)
Ø price 30 days   Ø volume 30 days (pcs.)	175.6531 USD (0)
Ø price 100 days   Ø volume 100 days (pcs.)	174.1595 USD (0)
Ø price 250 days   Ø volume 250 days (pcs.)	- USD (-)
YTD High   date	- USD (-)
YTD Low   date	- USD (-)
52 Weeks High   date	- USD (-)
52 Weeks Low   date	- USD (-)

## Recent Research

on underlying	on sector	on market		
Date			Headline	Download
2024/09/11			Global Equity Ratings	
2024/09/05			Global Equity Ratings	
2024/08/12			Global Equity Ratings	
2024/07/24			Global Equity Ratings	
2024/07/12			Global Equity Ratings	