

PEPSICO INC. FUTURE (PEPF) - EUX/202503

2024/06/10 18:33:03

Price
169.6886 USD

Difference  -3.30% (-5.79)

General attributes

| | |
|---------------|--------------|
| Symbol | PEPFH25 |
| Exchange | Eurex |
| Currency | USD |
| Security type | Future |
| Underlying | PEPSICO INC. |
| Maturity | 03-2025 |
| Contract size | 100 |

Market data

| | |
|-------------------------|--------------------|
| Bid (Bid size) | - USD (-) |
| Ask (Ask size) | - USD (-) |
| Open | 169.6886 USD |
| High | 169.6886 USD |
| Low | 169.6886 USD |
| Close (prev. day) | 175.4782 USD |
| Underlying | PEPSICO INC. |
| Underlying price (date) | 164.535 (24/06/11) |
| Settlement price (date) | 169.69 (24/06/10) |
| Open Interest | 0 |

Performance and Risk

| | 6m | 1Y | 3Y |
|-------------|----|----|----|
| Perf (%) | - | - | - |
| Perf (abs.) | - | - | - |
| Beta | - | - | - |
| Volatility | - | - | - |

Futures and Options

| | |
|-----------------|---|
| Related Futures | - |
| Related Options | - |

5Y









Information about previous performance does not guarantee future performance.
Source: FactSet

Price data

| | |
|---|------------------|
| Ø price 5 days Ø volume 5 days (pcs.) | 174.2239 USD (0) |
| Ø price 30 days Ø volume 30 days (pcs.) | 179.0961 USD (0) |
| Ø price 100 days Ø volume 100 days (pcs.) | - USD (-) |
| Ø price 250 days Ø volume 250 days (pcs.) | - USD (-) |
| YTD High date | - USD (-) |
| YTD Low date | - USD (-) |
| 52 Weeks High date | - USD (-) |
| 52 Weeks Low date | - USD (-) |

Recent Research

| on underlying | on sector | on market | |
|---------------|---|-----------------------|---|
| Date | | Headline | Download |
| 2024/05/29 |  | Global Equity Ratings |  |
| 2024/04/26 |  | Global Equity Ratings |  |
| 2024/04/03 |  | Global Equity Ratings |  |
| 2024/03/13 |  | Global Equity Ratings |  |
| 2024/02/22 |  | Global Equity Ratings |  |