

NESTLÉ S.A. FUTURE (NESG) - EUX/202503

2024/08/20 18:50:56

Price
89.7586 CHF

Difference  -1.00% (-0.91)

General attributes

Symbol	NESGH25
Exchange	Eurex
Currency	CHF
Security type	Future
Underlying	NESTLÉ SA
Maturity	03-2025
Contract size	100

Market data

Bid (Bid size)	- CHF (-)
Ask (Ask size)	- CHF (-)
Open	89.7586 CHF
High	89.7586 CHF
Low	89.7586 CHF
Close (prev. day)	90.6663 CHF
Underlying	NESTLÉ SA
Underlying price (date)	89.44 (24/08/21)
Settlement price (date)	89.76 (24/08/20)
Open Interest	0

Performance and Risk

	6m	1Y	3Y
Perf (%)	-9.07%	-	-
Perf (abs.)	-8.95	-	-
Beta	-	-	-
Volatility	17.93	-	-

Futures and Options

Related Futures	-
Related Options	-

5Y












Information about previous performance does not guarantee future performance.
Source: FactSet

Price data

Ø price 5 days Ø volume 5 days (pcs.)	90.0622 CHF (0)
Ø price 30 days Ø volume 30 days (pcs.)	91.2579 CHF (0)
Ø price 100 days Ø volume 100 days (pcs.)	93.5499 CHF (0)
Ø price 250 days Ø volume 250 days (pcs.)	- CHF (-)
YTD High date	- CHF (-)
YTD Low date	- CHF (-)
52 Weeks High date	- CHF (-)
52 Weeks Low date	- CHF (-)

Recent Research

on underlying	on sector	on market	
Date		Headline	Download
2024/08/12		Global Equity Ratings	
2024/07/24		Global Equity Ratings	
2024/07/12		Global Equity Ratings	
2024/06/21		Global Equity Ratings	
2024/06/14		Global Equity Ratings	