

AT & T INC. FUTURE (TFFF) - EUX/202503

2024/08/15 18:48:39

Price
19.1974 USD

Difference  **-2.23% (-0.44)**

General attributes

Symbol	TFFFH25
Exchange	Eurex
Currency	USD
Security type	Future
Underlying	AT&T INC.
Maturity	03-2025
Contract size	100

Market data

Bid (Bid size)	- USD (-)
Ask (Ask size)	- USD (-)
Open	19.1974 USD
High	19.1974 USD
Low	19.1974 USD
Close (prev. day)	19.6348 USD
Underlying	AT&T INC.
Underlying price (date)	19.09 (24/08/15)
Settlement price (date)	19.20 (24/08/15)
Open Interest	0

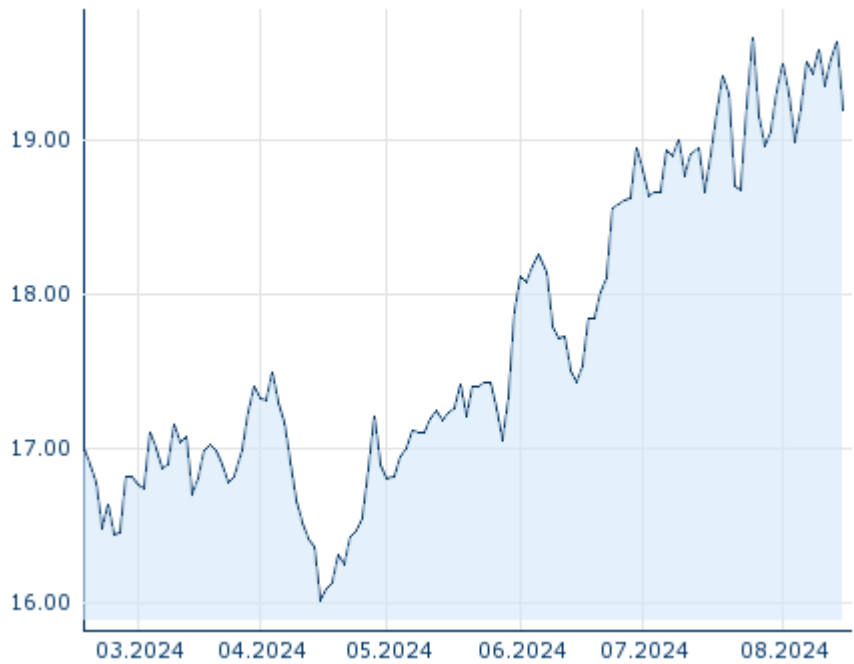
Performance and Risk

	6m	1Y	3Y
Perf (%)	-	-	-
Perf (abs.)	-	-	-
Beta	-	-	-
Volatility	-	-	-

Futures and Options

Related Futures	-
Related Options	-

5Y












Information about previous performance does not guarantee future performance.
Source: FactSet

Price data

Ø price 5 days Ø volume 5 days (pcs.)	19.4537 USD (0)
Ø price 30 days Ø volume 30 days (pcs.)	19.1598 USD (0)
Ø price 100 days Ø volume 100 days (pcs.)	17.9220 USD (0)
Ø price 250 days Ø volume 250 days (pcs.)	- USD (-)
YTD High date	- USD (-)
YTD Low date	- USD (-)
52 Weeks High date	- USD (-)
52 Weeks Low date	- USD (-)

Recent Research

on underlying	on sector	on market		
Date			Headline	Download
2024/08/12			Global Equity Ratings	
2024/07/24			Global Equity Ratings	
2024/07/12			Global Equity Ratings	
2024/06/21			Global Equity Ratings	
2024/06/14			Global Equity Ratings	