

BRISTOL-MYERS SQUIBB CO. FUTURE (BMYF) - EUX/202503

2024/07/19 19:03:26

Price
42.2866 USDDifference  -4.42% (-1.96)

General attributes

Symbol	BMYFH25
Exchange	Eurex
Currency	USD
Security type	Future
Underlying	BRISTOL-MYERS SQUIBB CO.
Maturity	03-2025
Contract size	100

Market data

Bid (Bid size)	- USD (-)
Ask (Ask size)	- USD (-)
Open	42.2866 USD
High	42.2866 USD
Low	42.2866 USD
Close (prev. day)	44.2436 USD
Underlying	BRISTOL-MYERS SQUIBB CO.
Underlying price (date)	42.635 (24/07/19)
Settlement price (date)	42.29 (24/07/19)
Open Interest	0

Performance and Risk

	6m	1Y	3Y
Perf (%)	-	-	-
Perf (abs.)	-	-	-
Beta	-	-	-
Volatility	-	-	-

Futures and Options

Related Futures	-
Related Options	-




















5Y

Information about previous performance does not guarantee future performance.
Source: FactSet

Price data

Ø price 5 days Ø volume 5 days (pcs.)	42.0060 USD (0)
Ø price 30 days Ø volume 30 days (pcs.)	41.3090 USD (0)
Ø price 100 days Ø volume 100 days (pcs.)	46.1161 USD (0)
Ø price 250 days Ø volume 250 days (pcs.)	- USD (-)
YTD High date	- USD (-)
YTD Low date	- USD (-)
52 Weeks High date	- USD (-)
52 Weeks Low date	- USD (-)

Recent Research

on underlying		on sector		on market	
Date				Headline	Download
2024/07/12				Global Equity Ratings	
2024/06/21				Global Equity Ratings	
2024/06/14				Global Equity Ratings	
2024/05/29				Global Equity Ratings	
2024/04/26				Global Equity Ratings	