

## ADIDAS AG FUTURE (ADSG) - EUX/202503

2024/08/07 18:42:56

Price  
**221.6042** EURDifference  1.63% (3.56)

## General attributes

Symbol	ADSGH25
Exchange	Eurex
Currency	EUR
Security type	Future
Underlying	ADIDAS AG
Maturity	03-2025
Contract size	100

## Market data

Bid (Bid size)	- EUR (-)
Ask (Ask size)	- EUR (-)
Open	221.6042 EUR
High	221.6042 EUR
Low	221.6042 EUR
Close (prev. day)	218.0437 EUR
Underlying	ADIDAS AG
Underlying price (date)	213.10 (24/08/08)
Settlement price (date)	221.60 (24/08/07)
Open Interest	0

## Performance and Risk

	6m	1Y	3Y
Perf (%)	-	-	-
Perf (abs.)	-	-	-
Beta	-	-	-
Volatility	-	-	-

## Futures and Options

Related Futures	-
Related Options	-

5Y












Information about previous performance does not guarantee future performance.  
Source: FactSet

## Price data

Ø price 5 days   Ø volume 5 days (pcs.)	222.9230 EUR (0)
Ø price 30 days   Ø volume 30 days (pcs.)	231.0219 EUR (0)
Ø price 100 days   Ø volume 100 days (pcs.)	227.3599 EUR (0)
Ø price 250 days   Ø volume 250 days (pcs.)	- EUR (-)
YTD High   date	- EUR (-)
YTD Low   date	- EUR (-)
52 Weeks High   date	- EUR (-)
52 Weeks Low   date	- EUR (-)

## Recent Research

on underlying	on sector	on market	
Date		Headline	Download
2024/07/24		Global Equity Ratings	
2024/07/12		Global Equity Ratings	
2024/06/21		Global Equity Ratings	
2024/06/14		Global Equity Ratings	
2024/05/29		Global Equity Ratings	