

## ADIDAS AG FUTURE (ADSG) - EUX/202503

2024/07/16 18:49:47

Price  
**234.8601** EURDifference  -1.18% (-2.80)

## General attributes

Symbol	ADSGH25
Exchange	Eurex
Currency	EUR
Security type	Future
Underlying	ADIDAS AG
Maturity	03-2025
Contract size	100

## Market data

Bid (Bid size)	- EUR (-)
Ask (Ask size)	- EUR (-)
Open	234.8601 EUR
High	234.8601 EUR
Low	234.8601 EUR
Close (prev. day)	237.6562 EUR
Underlying	ADIDAS AG
Underlying price (date)	237.10 (24/07/17)
Settlement price (date)	234.86 (24/07/16)
Open Interest	0

## Performance and Risk

	6m	1Y	3Y
Perf (%)	-	-	-
Perf (abs.)	-	-	-
Beta	-	-	-
Volatility	-	-	-

## Futures and Options

Related Futures	-
Related Options	-











Information about previous performance does not guarantee future performance.  
Source: FactSet

## Price data

Ø price 5 days   Ø volume 5 days (pcs.)	233.8856 EUR (0)
Ø price 30 days   Ø volume 30 days (pcs.)	229.5989 EUR (0)
Ø price 100 days   Ø volume 100 days (pcs.)	221.6878 EUR (0)
Ø price 250 days   Ø volume 250 days (pcs.)	- EUR (-)
YTD High   date	- EUR (-)
YTD Low   date	- EUR (-)
52 Weeks High   date	- EUR (-)
52 Weeks Low   date	- EUR (-)

## Recent Research

on underlying	on sector	on market		
Date			Headline	Download
2024/07/12			Global Equity Ratings	
2024/06/21			Global Equity Ratings	
2024/06/14			Global Equity Ratings	
2024/05/29			Global Equity Ratings	
2024/04/26			Global Equity Ratings	

5Y