

## EDP - ENERGIAS DE PORTUGAL SA FUTURE (EDPF) - EUX/202503

2024/09/02 18:39:50

Price  
3.8877 EURDifference  0.37% (0.01)

## General attributes

Symbol	EDPFH25
Exchange	Eurex
Currency	EUR
Security type	Future
Underlying	EDP-ENERGIAS DE PORTUGAL SA
Maturity	03-2025
Contract size	100

## Market data

Bid (Bid size)	- EUR (-)
Ask (Ask size)	- EUR (-)
Open	3.8877 EUR
High	3.8877 EUR
Low	3.8877 EUR
Close (prev. day)	3.8735 EUR
Underlying	EDP-ENERGIAS DE PORTUGAL SA
Underlying price (date)	3.80 (24/09/03)
Settlement price (date)	3.89 (24/09/02)
Open Interest	0

## Performance and Risk

	6m	1Y	3Y
Perf (%)	+7.10%	-	-
Perf (abs.)	+0.26	-	-
Beta	-	-	-
Volatility	25.10	-	-

## Futures and Options

Related Futures	-
Related Options	-





















Information about previous performance does not guarantee future performance.  
Source: FactSet

## Price data

Ø price 5 days   Ø volume 5 days (pcs.)	3.8600 EUR (0)
Ø price 30 days   Ø volume 30 days (pcs.)	3.8322 EUR (0)
Ø price 100 days   Ø volume 100 days (pcs.)	3.7557 EUR (0)
Ø price 250 days   Ø volume 250 days (pcs.)	- EUR (-)
YTD High   date	- EUR (-)
YTD Low   date	- EUR (-)
52 Weeks High   date	- EUR (-)
52 Weeks Low   date	- EUR (-)

## Recent Research

on underlying		on sector		on market	
Date				Headline	Download
2022/12/19				Global Equity Ratings	
2022/11/28				Global Equity Ratings	
2022/11/18				Global Equity Ratings	
2022/10/31				Global Equity Ratings	
2022/10/05				Global Equity Ratings	