

FERRARI N.V. FUTURE (RACF) - EUX/202503

2024/09/18 18:41:20

Price
419.356 EUR

Difference  -1.75% (-7.47)

General attributes

Symbol	RACFH25
Exchange	Eurex
Currency	EUR
Security type	Future
Underlying	FERRARI N.V.
Maturity	03-2025
Contract size	1,000

Market data

Bid (Bid size)	- EUR (-)
Ask (Ask size)	- EUR (-)
Open	419.356 EUR
High	419.356 EUR
Low	419.356 EUR
Close (prev. day)	426.8301 EUR
Underlying	FERRARI N.V.
Underlying price (date)	411.70 (24/09/18)
Settlement price (date)	419.36 (24/09/18)
Open Interest	0

Performance and Risk

	6m	1Y	3Y
Perf (%)	+6.53%	-	-
Perf (abs.)	+26.17	-	-
Beta	-	-	-
Volatility	21.33	-	-

Futures and Options

Related Futures	-
Related Options	-

5Y








Information about previous performance does not guarantee future performance.
Source: FactSet

Price data

Ø price 5 days Ø volume 5 days (pcs.)	430.051 EUR (0)
Ø price 30 days Ø volume 30 days (pcs.)	430.061 EUR (0)
Ø price 100 days Ø volume 100 days (pcs.)	406.844 EUR (0)
Ø price 250 days Ø volume 250 days (pcs.)	- EUR (-)
YTD High date	- EUR (-)
YTD Low date	- EUR (-)
52 Weeks High date	- EUR (-)
52 Weeks Low date	- EUR (-)

Recent Research

on sector		on market	
Date		Headline	Download
2024/09/17		GEVORKYAN Podniková analýza	
2024/09/11		Global Equity Ratings	
2024/09/09		GEVORKYAN Podniková analýza	
2024/09/05		Global Equity Ratings	
2024/08/12		Global Equity Ratings	