

ALTUS GROUP LTD

ISIN: CA02215R1073 WKN: -

Overview

2024/05/17 19:31:50

Price
32.20 EUR

Difference  0.63% (0.20)

General attributes

ISIN	CA02215R1073
Symbol	AIF
Exchange	Duesseldorf
Currency	EUR
Sector	Other
Security type	Stock
Market cap (m)	1,470 EUR
Benchmark	S&P/TSX 60 INDEX

Market data

Bid (Bid size)	-
Ask (Ask size)	-
Open	32.00 EUR
High	32.20 EUR
Low	32.00 EUR
Close (prev. day)	32.00 EUR
VWAP	-
Volume (pcs)	0
Trading volume	0.00
Number of trades	6
Last size	0

Futures and Options









Related Futures	-
Related Options	-

5Y



Information about previous performance does not guarantee future performance.
Source: FactSet

Recent research

on sector			
Date		Headline	Download
2024/04/26		Global Equity Ratings	
2024/04/03		Global Equity Ratings	
2024/03/13		Global Equity Ratings	
2024/02/22		Global Equity Ratings	
2024/02/14		Global Equity Ratings	

Details

2024/05/17 19:31:50

Price

32.20 EUR

Difference ▲ 0.63% (0.20)

General attributes

ISIN	CA02215R1073
Symbol	AIF
Exchange	Duesseldorf
Currency	EUR
Sector	Other
Security type	Stock
Market cap (m)	1,470 EUR
Benchmark	S&P/TSX 60 INDEX

Market data

Bid (Bid size)	-
Ask (Ask size)	-
Open	32.00 EUR
High	32.20 EUR
Low	32.00 EUR
Close (prev. day)	32.00 EUR
VWAP	-
Volume (pcs)	0
Trading volume	0.00
Number of trades	6
Last size	0

Performance and Risk

	6m	1Y	3Y
Perf (%)	-	-	-
Perf (abs.)	-	-	-
Beta	0.58	0.62	0.82
Volatility	-	-	-

5Y



Information about previous performance does not guarantee future performance.
Source: FactSet

Price data

Ø price 5 days Ø volume 5 days (pcs.)	32.12 EUR (0)
Ø price 30 days Ø volume 30 days (pcs.)	34.08 EUR (0)
Ø price 100 days Ø volume 100 days (pcs.)	- EUR (-)
Ø price 250 days Ø volume 250 days (pcs.)	- EUR (-)
YTD High date	- EUR (-)
YTD Low date	- EUR (-)
52 Weeks High date	- EUR (-)
52 Weeks Low date	- EUR (-)

All listings for ALTUS GROUP LTD

Exchange 📍	Date	Time	Price	Trading volume (mio.)	Number of trades
Tradegate	2024/05/17	22:02	32.60 EUR	0.00	1
Toronto Stock Exchange	2024/05/17	22:00	48.18 CAD	2.03	416
Stuttgart	2024/05/17	21:59	32.20 EUR	0.00	11
Munich	2024/05/17	08:06	32.60 EUR	0.00	1
Frankfurt	2024/05/17	08:01	31.60 EUR	0.00	1

	17					
FINRA other OTC Issues	2024/05/07	21:31	35.815 USD	0.01		2
Duesseldorf	2024/05/17	19:31	32.20 EUR	0.00		6
Berlin	2024/05/17	20:22	32.40 EUR	0.00		14

Company profile

Company Logo



Company Profile

-

Contact Details

ALTUS GROUP

--

Telefon: -

Fax: -

E-mail: -