

(IXDJ) - EUX/C15

2024/05/06 18:29:49

Price
44.3321 EUR

Difference  -0.41% (-0.18)

General attributes

Symbol	IXDJC15
Exchange	Eurex
Currency	EUR
Security type	Future
Underlying	INDUSTRIA DE DISENO TEXTIL SA
Maturity	12-2026
Contract size	100

Market data

Bid (Bid size)	- EUR (-)
Ask (Ask size)	- EUR (-)
Open	44.3321 EUR
High	44.3321 EUR
Low	44.3321 EUR
Close (prev. day)	44.5136 EUR
Underlying	INDUSTRIA DE DISENO TEXTIL SA
Underlying price (date)	42.88 (24/05/10)
Settlement price (date)	44.58 (24/05/10)
Open Interest	0

Performance and Risk

	6m	1Y	3Y
Perf (%)	-	-	-
Perf (abs.)	-	-	-
Beta	-	-	-
Volatility	-	-	-

Futures and Options

Related Futures	-
Related Options	-

5Y








Information about previous performance does not guarantee future performance.
Source: FactSet

Price data

Ø price 5 days Ø volume 5 days (pcs.)	44.4472 EUR (0)
Ø price 30 days Ø volume 30 days (pcs.)	45.8839 EUR (0)
Ø price 100 days Ø volume 100 days (pcs.)	- EUR (-)
Ø price 250 days Ø volume 250 days (pcs.)	- EUR (-)
YTD High date	- EUR (-)
YTD Low date	- EUR (-)
52 Weeks High date	- EUR (-)
52 Weeks Low date	- EUR (-)

Recent Research

on underlying	on sector	on market	
Date		Headline	Download
2024/04/26		Global Equity Ratings	
2024/04/03		Global Equity Ratings	
2024/03/13		Global Equity Ratings	
2024/02/22		Global Equity Ratings	
2024/02/14		Global Equity Ratings	