

COLRUTY GROUP FUTURE (EFCH) - EUX/C12

2024/04/30 18:39:13

Price
44.2118 EURDifference  -0.60% (-0.27)

General attributes

Symbol	EFCHC12
Exchange	Eurex
Currency	EUR
Security type	Future
Underlying	COLRUYT GROUP N.V.
Maturity	05-2025
Contract size	100

Market data

Bid (Bid size)	- EUR (-)
Ask (Ask size)	- EUR (-)
Open	44.2118 EUR
High	44.2118 EUR
Low	44.2118 EUR
Close (prev. day)	44.4806 EUR
Underlying	COLRUYT GROUP N.V.
Underlying price (date)	43.48 (24/06/17)
Settlement price (date)	44.63 (24/06/14)
Open Interest	0

Performance and Risk

	6m	1Y	3Y
Perf (%)	-	-	-
Perf (abs.)	-	-	-
Beta	-	-	-
Volatility	-	-	-

Futures and Options

Related Futures	-
Related Options	-












5Y

Information about previous performance does not guarantee future performance.
Source: FactSet

Price data

Ø price 5 days Ø volume 5 days (pcs.)	44.0476 EUR (0)
Ø price 30 days Ø volume 30 days (pcs.)	42.7445 EUR (0)
Ø price 100 days Ø volume 100 days (pcs.)	- EUR (-)
Ø price 250 days Ø volume 250 days (pcs.)	- EUR (-)
YTD High date	- EUR (-)
YTD Low date	- EUR (-)
52 Weeks High date	- EUR (-)
52 Weeks Low date	- EUR (-)

Recent Research

on sector		on market	
Date		Headline	Download
2024/06/14		Global Equity Ratings	
2024/05/29		Global Equity Ratings	
2024/04/26		Global Equity Ratings	
2024/04/03		Global Equity Ratings	
2024/03/13		Global Equity Ratings	