

COLRUTY GROUP FUTURE (EFCH) - EUX/202502

2024/08/07 18:43:08

Price
43.5768 EURDifference  1.27% (0.55)

General attributes

Symbol	EFCHG25
Exchange	Eurex
Currency	EUR
Security type	Future
Underlying	COLRUYT GROUP N.V.
Maturity	02-2025
Contract size	100

Market data

Bid (Bid size)	- EUR (-)
Ask (Ask size)	- EUR (-)
Open	43.5768 EUR
High	43.5768 EUR
Low	43.5768 EUR
Close (prev. day)	43.0299 EUR
Underlying	COLRUYT GROUP N.V.
Underlying price (date)	43.96 (24/08/07)
Settlement price (date)	43.58 (24/08/07)
Open Interest	0

Performance and Risk

	6m	1Y	3Y
Perf (%)	-	-	-
Perf (abs.)	-	-	-
Beta	-	-	-
Volatility	-	-	-

Futures and Options

Related Futures	-
Related Options	-













Information about previous performance does not guarantee future performance.
Source: FactSet

Price data

Ø price 5 days Ø volume 5 days (pcs.)	43.4972 EUR (0)
Ø price 30 days Ø volume 30 days (pcs.)	44.6557 EUR (0)
Ø price 100 days Ø volume 100 days (pcs.)	44.1293 EUR (0)
Ø price 250 days Ø volume 250 days (pcs.)	- EUR (-)
YTD High date	- EUR (-)
YTD Low date	- EUR (-)
52 Weeks High date	- EUR (-)
52 Weeks Low date	- EUR (-)

Recent Research

on sector		on market	
Date		Headline	Download
2024/07/24		Global Equity Ratings	
2024/07/12		Global Equity Ratings	
2024/06/21		Global Equity Ratings	
2024/06/14		Global Equity Ratings	
2024/05/29		Global Equity Ratings	

5Y