

## COLRUTY GROUP FUTURE (EFCH) - EUX/202501

2024/06/14 18:38:46

Price  
**44.1178** EURDifference  -0.58% (-0.26)

## General attributes

Symbol	EFCHF25
Exchange	Eurex
Currency	EUR
Security type	Future
Underlying	COLRUYT GROUP N.V.
Maturity	01-2025
Contract size	100

## Market data

Bid (Bid size)	- EUR (-)
Ask (Ask size)	- EUR (-)
Open	44.1178 EUR
High	44.1178 EUR
Low	44.1178 EUR
Close (prev. day)	44.3766 EUR
Underlying	COLRUYT GROUP N.V.
Underlying price (date)	43.30 (24/06/17)
Settlement price (date)	44.12 (24/06/14)
Open Interest	0

## Performance and Risk

	6m	1Y	3Y
Perf (%)	-	-	-
Perf (abs.)	-	-	-
Beta	-	-	-
Volatility	-	-	-

## Futures and Options

Related Futures	-
Related Options	-

5Y












Information about previous performance does not guarantee future performance.  
Source: FactSet

## Price data

Ø price 5 days   Ø volume 5 days (pcs.)	45.4837 EUR (0)
Ø price 30 days   Ø volume 30 days (pcs.)	45.1476 EUR (0)
Ø price 100 days   Ø volume 100 days (pcs.)	- EUR (-)
Ø price 250 days   Ø volume 250 days (pcs.)	- EUR (-)
YTD High   date	- EUR (-)
YTD Low   date	- EUR (-)
52 Weeks High   date	- EUR (-)
52 Weeks Low   date	- EUR (-)

## Recent Research

on sector		on market	
Date		Headline	Download
2024/06/14		Global Equity Ratings	
2024/05/29		Global Equity Ratings	
2024/04/26		Global Equity Ratings	
2024/04/03		Global Equity Ratings	
2024/03/13		Global Equity Ratings	