

COLRUTY GROUP FUTURE (EFCH) - EUX/202412

2024/06/25 19:05:22

Price
44.5234 EUR
 Difference  -0.01% (-0.01)

General attributes

Symbol EFCHZ24
 Exchange Eurex
 Currency EUR
 Security type Future
 Underlying COLRUYT GROUP N.V.
 Maturity 12-2024
 Contract size 100

Market data

Bid (Bid size) - EUR (-)
 Ask (Ask size) - EUR (-)
 Open 44.5234 EUR
 High 44.5234 EUR
 Low 44.5234 EUR
 Close (prev. day) 44.5284 EUR
 Underlying COLRUYT GROUP N.V.
 Underlying price (date) 44.80 (24/06/26)
 Settlement price (date) 44.52 (24/06/25)
 Open Interest 0

Performance and Risk

	6m	1Y	3Y
Perf (%)	-	-	-
Perf (abs.)	-	-	-
Beta	-	-	-
Volatility	-	-	-

Futures and Options

Related Futures -
 Related Options -

5Y







Information about previous performance does not guarantee future performance.
 Source: FactSet

Price data

Ø price 5 days Ø volume 5 days (pcs.)	43.5900 EUR (0)
Ø price 30 days Ø volume 30 days (pcs.)	45.1279 EUR (0)
Ø price 100 days Ø volume 100 days (pcs.)	- EUR (-)
Ø price 250 days Ø volume 250 days (pcs.)	- EUR (-)
YTD High date	- EUR (-)
YTD Low date	- EUR (-)
52 Weeks High date	- EUR (-)
52 Weeks Low date	- EUR (-)

Recent Research

on sector		on market	
Date		Headline	Download
2024/06/21		Global Equity Ratings	
2024/06/14		Global Equity Ratings	
2024/05/29		Global Equity Ratings	
2024/04/26		Global Equity Ratings	
2024/04/03		Global Equity Ratings	