

## COLRUTY GROUP FUTURE (EFCH) - EUX/202411

2024/06/25 19:05:22

Price  
**44.355** EURDifference  -0.01% (-0.00)

## General attributes

Symbol	EFCHX24
Exchange	Eurex
Currency	EUR
Security type	Future
Underlying	COLRUYT GROUP N.V.
Maturity	11-2024
Contract size	100

## Market data

Bid (Bid size)	- EUR (-)
Ask (Ask size)	- EUR (-)
Open	44.355 EUR
High	44.355 EUR
Low	44.355 EUR
Close (prev. day)	44.3599 EUR
Underlying	COLRUYT GROUP N.V.
Underlying price (date)	44.80 (24/06/26)
Settlement price (date)	44.36 (24/06/25)
Open Interest	0

## Performance and Risk

	6m	1Y	3Y
Perf (%)	-	-	-
Perf (abs.)	-	-	-
Beta	-	-	-
Volatility	-	-	-

## Futures and Options

Related Futures	-
Related Options	-













Information about previous performance does not guarantee future performance.  
Source: FactSet

## Price data

Ø price 5 days   Ø volume 5 days (pcs.)	43.425 EUR (0)
Ø price 30 days   Ø volume 30 days (pcs.)	44.965 EUR (0)
Ø price 100 days   Ø volume 100 days (pcs.)	- EUR (-)
Ø price 250 days   Ø volume 250 days (pcs.)	- EUR (-)
YTD High   date	- EUR (-)
YTD Low   date	- EUR (-)
52 Weeks High   date	- EUR (-)
52 Weeks Low   date	- EUR (-)

## Recent Research

on sector		on market	
Date		Headline	Download
2024/06/21		Global Equity Ratings	
2024/06/14		Global Equity Ratings	
2024/05/29		Global Equity Ratings	
2024/04/26		Global Equity Ratings	
2024/04/03		Global Equity Ratings	

5Y