

ATHENS INTERNATIONAL AIRPORT S.A. EUR1

ISIN: GRS536003007 WKN: -

Overview

2024/05/02 16:14:27

Price
8.30 EURDifference  -0.12% (-0.01)

General attributes

ISIN	GRS536003007
Symbol	AIA
Exchange	Athens Stock Exchange
Currency	EUR
Sector	-
Security type	Stock
Market cap (m)	2,490 EUR
Benchmark	GREECE

Market data

Bid (Bid size)	- (11,566)
Ask (Ask size)	8.30 (57,849)
Open	8.39 EUR
High	8.39 EUR
Low	8.26 EUR
Close (prev. day)	8.31 EUR
VWAP	8.295722 EUR
Volume (pcs)	235,528
Trading volume	1,953,874.76
Number of trades	1,212
Last size	11,566

Futures and Options





Related Futures	-
Related Options	-

5Y



Information about previous performance does not guarantee future performance.
Source: FactSet

Recent research

on market			
Date		Headline	Download
2024/04/26		Global Equity Ratings	
2024/03/26		Global Strategy 2Q 2024	
2024/03/13		Global Equity Ratings	
2024/02/22		Global Equity Ratings	
2024/02/14		Global Equity Ratings	

Details

2024/05/02 16:14:27

Price

8.30 EUR

Difference ▼ -0.12% (-0.01)

General attributes

ISIN	GRS536003007
Symbol	AIA
Exchange	Athens Stock Exchange
Currency	EUR
Sector	-
Security type	Stock
Market cap (m)	2,490 EUR
Benchmark	GREECE

Market data

Bid (Bid size)	- (11,566)
Ask (Ask size)	8.30 (57,849)
Open	8.39 EUR
High	8.39 EUR
Low	8.26 EUR
Close (prev. day)	8.31 EUR
VWAP	8.295722 EUR
Volume (pcs)	235,528
Trading volume	1,953,874.76
Number of trades	1,212
Last size	11,566

Performance and Risk

	6m	1Y	3Y
Perf (%)	-	-	-
Perf (abs.)	-	-	-
Beta	0.27	0.16	0.12
Volatility	-	-	-

5Y



Information about previous performance does not guarantee future performance.
Source: FactSet

Price data

Ø price 5 days Ø volume 5 days (pcs.)	8.32 EUR (116,725)
Ø price 30 days Ø volume 30 days (pcs.)	8.39 EUR (233,250)
Ø price 100 days Ø volume 100 days (pcs.)	- EUR (-)
Ø price 250 days Ø volume 250 days (pcs.)	- EUR (-)
YTD High date	- EUR (-)
YTD Low date	- EUR (-)
52 Weeks High date	- EUR (-)
52 Weeks Low date	- EUR (-)

All listings for ATHENS INTERNATIONAL AIRPORT S.A. EUR1

Exchange	Date	Time	Price	Trading volume (mio.)	Number of trades
Tradegate	2024/05/03	22:02	8.326 EUR	0.00	1
Stuttgart	2024/05/03	16:26	7.948 EUR	0.00	10
Munich	2024/05/03	08:00	8.168 EUR	0.00	2
Frankfurt	2024/05/03	15:29	8.194 EUR	0.00	5
Duesseldorf	2024/05/03	08:12	8.21 EUR	0.00	3

	03					
Berlin	2024/05/ 03	21:35	8.30 EUR	0.00		11
Athens Stock Exchange	2024/05/ 02	16:14	8.30 EUR	1.95		1,212

Company profile

Company Logo

Contact Details

ATHENS INTERNATIONAL AIRPORT S.A.

--

Telefon: -

Fax: -

E-mail: -

Company Profile

-