

ARRIVENT BIOPHARMA INC COM USD0.0001

ISIN: **US04272N1028** WKN: **04272N102**

Overview

2024/08/16 22:00:00

Price

24.36 USD

Difference  2.10% (0.50)

General attributes

ISIN	US04272N1028
Symbol	AVBP
Exchange	Nasdaq
Currency	USD
Sector	-
Security type	Stock
Market cap (m)	744 EUR
Benchmark	S&P 500

Market data

Bid (Bid size)	16.20 USD (200)
Ask (Ask size)	39.45 USD (200)
Open	24.19 USD
High	24.97 USD
Low	23.4469 USD
Close (prev. day)	23.86 USD
VWAP	24.247815 USD
Volume (pcs)	93,354
Trading volume	2,265,169.11
Number of trades	2,538
Last size	-

Futures and Options











Related Futures	-
Related Options	-

5Y



Information about previous performance does not guarantee future performance.
Source: FactSet

Recent research

on market			
Date		Headline	Download
2024/08/12		Global Equity Ratings	
2024/07/24		Global Equity Ratings	
2024/07/12		Global Equity Ratings	
2024/07/03		Global Strategy 3Q 2024	
2024/06/21		Global Equity Ratings	

Details

2024/08/16 22:00:00

Price

24.36 USD

 Difference ▲ 2.10% (0.50)

General attributes

ISIN	US04272N1028
Symbol	AVBP
Exchange	Nasdaq
Currency	USD
Sector	-
Security type	Stock
Market cap (m)	744 EUR
Benchmark	S&P 500

Market data

Bid (Bid size)	16.20 USD (200)
Ask (Ask size)	39.45 USD (200)
Open	24.19 USD
High	24.97 USD
Low	23.4469 USD
Close (prev. day)	23.86 USD
VWAP	24.247815 USD
Volume (pcs)	93,354
Trading volume	2,265,169.11
Number of trades	2,538
Last size	-

Performance and Risk

	6m	1Y	3Y
Perf (%)	+8.41%	-	-
Perf (abs.)	+1.89	-	-
Beta	0.76	0.70	0.36
Volatility	50.66	-	-

5Y



Information about previous performance does not guarantee future performance.
Source: FactSet

Price data

Ø price 5 days Ø volume 5 days (pcs.)	23.54 USD (79,592)
Ø price 30 days Ø volume 30 days (pcs.)	20.94 USD (63,191)
Ø price 100 days Ø volume 100 days (pcs.)	18.79 USD (82,720)
Ø price 250 days Ø volume 250 days (pcs.)	- USD (-)
YTD High date	- USD (-)
YTD Low date	- USD (-)
52 Weeks High date	- USD (-)
52 Weeks Low date	- USD (-)

Arbitrage views

Exchange	Date	Time	Price	Trading volume (mio.)	Number of trades
Nasdaq	2024/08/16	22:00	24.36 USD	2.27	2,538

Company profile

Company Logo

Contact Details

ARRIVENT BIOPHARMA INC.

--

Telefon: -

Fax: -

E-mail: -

Company Profile

-