

ERSTE WWF STOCK ENVIRONMENT VT

Global equity fund focusing on the environmental technology industry

ISIN: **AT0000A044X2**

Overview

2024/04/26	
NAV	4,947.8200
Difference	▼ -1.81% (-91.46)
General attributes	
Fund type	Equity Funds
Investment company	Erste Asset Management GmbH
Currency	CZK
Type	VT
Begin of subscription period	-
Inception	2001/07/02
Licensed in	AT,CZ
Duration of fund	open end
Distribution	08/01
Total assets	556,776,181.56 EUR
Fiscal year	05/01 - 04/30
Initial charge	3.00%
Management fee	1.80%
Ongoing charges	1.77%
Minimum investment	According to offer
Account number	-
Recommended holding period	At least 6 years
Investor experience	-
Investor tolerance	5 (scale 1-7)
Disclosure Regulation	Article 9



The chart shows the current fund share unit price (NAV) of the nominal value of an investment company proclaimed on that working day. Performances under 12 month have only little informative value. Information about previous performance does not guarantee future performance.

Source: Česká spořitelna, a. s.

+ Advantages

Broad diversification in companies of the environmental sector with little capital investment. Support for WWF's environmental protection programs by Erste AM. Opportunities for attractive capital appreciation. The fund is suitable as an addition to an existing equity portfolio and is intended for long-term capital appreciation.

! Details you should be aware of

The price of the fund can fluctuate strongly (high volatility). Due to the investment in foreign currencies, the net asset value in Euro can be negatively impacted by currency fluctuations. Capital loss is possible. Risks that may be significant for the fund are in particular: credit and counterparty risk, liquidity risk, custody risk, derivative risk and operational risk. Comprehensive information on the risks of the fund can be found in the prospectus or the information for investors pursuant to § 21 AIFMG, section II, "Risk information".

Performance goal and investment strategy

The ERSTE WWF STOCK ENVIRONMENT invests worldwide primarily in companies in the field of environmental technology. The investment process of the fund is based on fundamental company analysis. The fund focuses on companies in which an environmental benefit could be identified and which are primarily active in the areas of water treatment and -supply, recycling and waste management, renewable energy, energy-efficiency and mobility. A hedge against foreign currency risks is generally not provided is possible. Since October 2006, a cooperation exists between Erste Asset Management and WWF (World Wide Fund for Nature) and the fund management is supported by an environmental advisory board, initiated by WWF. At the same time, Erste Asset Management donates part of the management fee to the fund. A measurable positive impact on the environment and society is paramount in the investment decision making.

Performance (2024/03/28)

Period	YTD	6m	1Y	3Y	5Y	10Y	since inc.
			(% p a)	(% p a)	(% p a)	(% p a)	(% p a)
Perf	-7.92	-	-12.99	-13.48	8.24	6.36	3.49

Annual performance in % (-)

Period	2019	2020	2021	2022	2023
Perf	47.57	82.82	-0.16	-20.52	-9.18

Statistical figures (2024/03/28)

Sharpe Ratio	-
Volatility in %	29.35











Minimum & maximum performance in % p.a. (2024/03/28)

1Y	143.29	
	-48.02	
3Y	43.61	
	-16.94	
5Y	28.26	
	-11.64	
10Y	18.72	
	-2.95	











Top holdings (2024/03/28)

ISIN	Name	Currency	%FA
-	XYLEM INC. DL-,01	-	5.14
-	SUNRUN INC. DL-,0001	-	4.75
-	SUNNOVA ENERGY INT.-,0001	-	4.41
-	NEXTRACKER INC. A -,0001	-	4.23
-	SCHNEIDER ELEC. INH. EO 4	-	4.04
-	HANN.ARM.SUS.INF.CA.DL-01	-	3.98
-	FIRST SOLAR INC. D -,001	-	3.51
-	WESTINGH.AI.BR.T. DL-,01	-	3.40
-	ENPHASE ENERGY INC.DL-,01	-	2.79
-	SHOALS TECHS A DL-,00001	-	2.77

Holdings by country (2024/03/28)

	51.46 %	United States of America
	9.04 %	France
	6.39 %	Japan
	6.19 %	Norway
	4.33 %	Netherlands
	3.36 %	Spain
	2.67 %	Switzerland
	2.48 %	Germany
	2.36 %	Denmark
	1.86 %	Ireland

Holdings by currency (2024/03/28)

	52.49 %	USD
	26.02 %	EUR
	7.27 %	NOK
	6.25 %	JPY
	2.62 %	CHF
	2.23 %	DKK
	1.45 %	CAD
	0.79 %	GBP
	0.70 %	SEK
	0.18 %	Others

Please read the disclaimer at the end of the document.

2/3

Percentage holdings by sector (2024/03/28)

39.80 %	Renewable Energy
20.50 %	Energy Efficiency
14.80 %	Waste & Recycling
9.20 %	Water
6.10 %	Others
5.80 %	Mobility
3.80 %	Energy Storage

Disclaimer

The full names of the open-ended mutual funds and complete product information are provided in the statutes (prospectuses) of the funds. The information stated herein is of the nature of a promotional message. The information stated in this message is not an investment recommendation or investment advice since it does not take into account the specific situation of specific investors. The value of the financial instruments may rise and fall, while there is no guarantee of a return on the originally invested amount. Past performance is no guarantee of the same performance in a future period. A visitor to this website may be outside the target market of the financial instruments stated herein. We recommend that you consult your specific investment plan with an expert advisor who will verify that the planned investment will be commensurate with your knowledge and experience, that it will be in accordance with your needs, characteristics and goals, financial circumstances or relation to risk, and will familiarise you with all possible risks of a specific investment opportunity.