


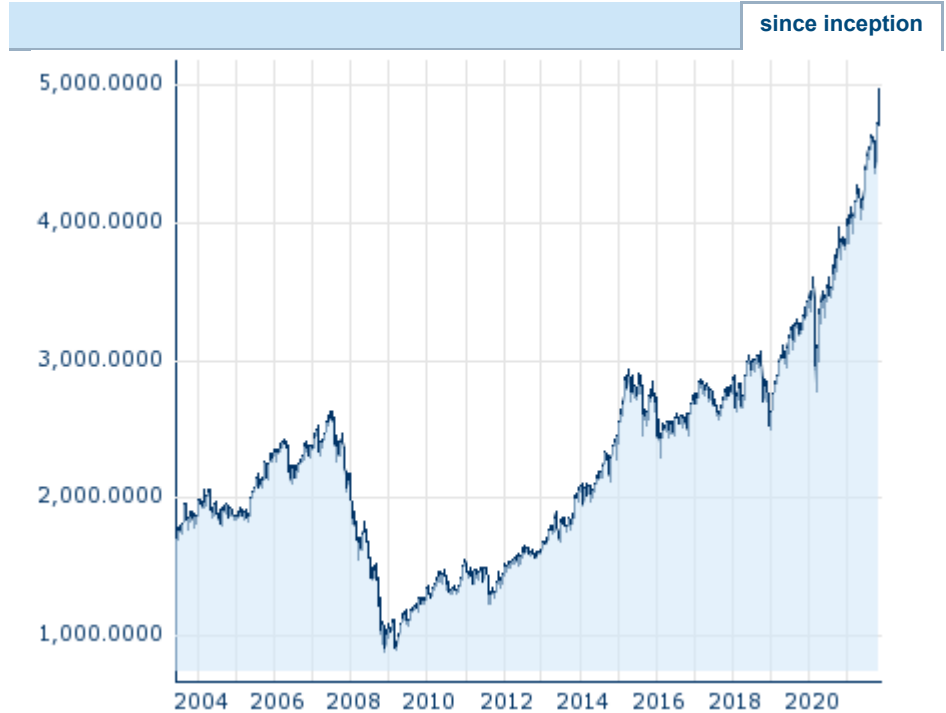
ERSTE STOCK GLOBAL VT

Global equity fund with a focus on growth stocks

ISIN: AT0000639497

Overview

2021/12/03	
NAV	4,808.9200
Difference	 0.49% (23.56)
General attributes	
Fund type	Equity Funds
Investment company	Erste Asset Management GmbH
Currency	CZK
Type	VT
Begin of subscription period	-
Inception	1996/09/16
Licensed in	AT,CZ
Duration of fund	open end
Distribution	10/01
Total assets	632,436,264.12 EUR
Fiscal year	07/01 - 06/30
Initial charge	3.00%
Management fee	1.80%
Ongoing charges	2.01%
Minimum investment	According to offer
Account number	-
Recommended holding period	At least 6 years
Investor experience	-
Investor tolerance	5 (scale 1-7)
Disclosure Regulation	Article 8



The chart shows the current fund share unit price (NAV) of the nominal value of an investment company proclaimed on that working day. Performances under 12 month have only little informative value. Information about previous performance does not guarantee future performance.

Source: Česká spořitelna, a. s.

Advantages

Broad diversification in selected global companies with little capital investment. Active stock selection based on fundamental criteria. Participation in the stability of developed markets as well as growth opportunities in global emergin markets. Opportunities for capital appreciation.

Details you should be aware of

The price of the funds can fluctuate greatly (high volatility). The investor mainly bears the risk of the global equity markets as well as the issuer risk of the participating companies. Due to the investment in foreign currencies, the net asset value in Euro can fluctuate due to changes in the exchange rate. Loss of capital is possible.

Performance goal and investment strategy

The ERSTE STOCK GLOBAL invests in selected companies worldwide. The fund's investment process is based on fundamental business analysis. The selection of stocks takes place with a focus on high-quality growth companies without restrictions on size, industry affiliation and location. A concentrated portfolio is striven for as part of the portfolio construction process. Furthermore, the individual stocks are weighted independently of the market capitalization of the respective companies. A hedge against foreign currency risks is generally not provided, but is

Please read the disclaimer at the end of the document.

1/3

possible. Ecological and social factors as well as corporate management factors are integrated into the investment process.

Performance (2021/10/29)

Period	YTD	6m	1Y	3Y	5Y	10Y	since inc.
			(% p a)	(% p a)	(% p a)	(% p a)	(% p a)
Perf	20.78	-	24.06	19.91	13.02	12.96	4.96

Annual performance in % (-)

Period	2016	2017	2018	2019	2020
Perf	-1.02	2.85	-8.85	35.24	13.47













Minimum & maximum performance in % p.a. (2021/10/29)

1Y	63.21	
	-56.30	
3Y	23.05	
	-26.64	
5Y	18.60	
	-14.53	
10Y	13.47	
	-10.94	









Top holdings (2021/10/29)

ISIN	Name	Currency	%FA
US5949181045	MICROSOFT DL-,00000625	USD	3.54
US0378331005	APPLE INC.	USD	3.17
US0231351067	AMAZON.COM INC. DL-,01	USD	3.02
US02079K3059	ALPHABET INC.CL.A DL-,001	USD	2.99
US8835561023	THERMO FISH.SCIENTIF.DL 1	USD	2.84
US57636Q1040	MASTERCARD INC.A DL-,0001	USD	2.61
US8243481061	SHERWIN-WILLIAMS DL 1	USD	2.60
US92826C8394	VISA INC. CL. A DL -,0001	USD	2.55
US00724F1012	ADOBE INC.	USD	2.50
DK0060534915	NOVO-NORDISK NAM.B DK-,20	DKK	2.47



Holdings by country (2021/10/29)

	66.16 %	United States of America
	6.17 %	Switzerland
	4.99 %	Denmark
	4.84 %	Japan
	3.41 %	Hong Kong
	2.49 %	France
	2.47 %	Netherlands
	1.97 %	Taiwan
	1.72 %	Korea, Republic of
	1.70 %	Sweden
	1.43 %	Indonesia
	1.38 %	India
	1.25 %	China

Holdings by currency (2021/10/29)

	64.38 %	USD
	7.94 %	EUR
	5.90 %	CHF
	4.77 %	DKK
	4.65 %	JPY
	4.46 %	HKD
	1.89 %	TWD
	1.65 %	KRW
	1.64 %	SEK
	1.39 %	IDR
	1.32 %	INR
	0.02 %	Others

Percentage holdings by sector (2021/10/29)

	33.15 %	Information Technology
	15.00 %	Financials
	14.49 %	Health Care

Please read the disclaimer at the end of the document.

	11.63 %	Consumer Discretionary
	6.77 %	Materials
	6.55 %	Industrials
	6.21 %	Consumer Staples
	6.21 %	Communication Services

Disclaimer

Full names of open Mutual funds are given in the fund statutes (prospectuses). Pursuant to rules applicable to collective investment, the manager informs that neither the current or expected performance will guarantee the future performance. Investment in investment certificates contains the risk that the current value of amount invested and yields on the amount will fluctuate; thus return on the amount invested is not guaranteed. All information provided herein is of informative nature only and it should not substitute the statute (prospectus) or give its overall summary. Before using this website/information for investment, you should consult consultants of Česká spořitelna. If any yield is mentioned in the reference material, you should always bear in mind that past yields will not guarantee future yields, that any investment is subject to the risk of value fluctuations and change of exchange rates, and that return on the amount invested or profit margin cannot be guaranteed.