

# ANSELL LIMITED (ANN) - AUX/CALL/20.50/20240718

2024/07/08 09:34:14

**Price**  
4.895 AUD  
**Difference**  -5.32% (-0.28)

**General attributes**

|                 |               |
|-----------------|---------------|
| Symbol          | ANN24G18\20.5 |
| Exchange        | AUX           |
| Currency        | AUD           |
| Security type   | Option        |
| Underlying      | ANSELL LTD.   |
| Type            | CALL          |
| Style           | American      |
| Strike price    | 20.50 AUD     |
| Maturity        | 2024/07/18    |
| Contract size   | 100           |
| Settlement date | 2024/07/08    |
| Delivery date   | -             |

**Market data**

|                         |                  |
|-------------------------|------------------|
| Bid (Bid size)          | 4.92 AUD (100)   |
| Ask (Ask size)          | 5.27 AUD (100)   |
| Open                    | 4.895 AUD        |
| High                    | 4.895 AUD        |
| Low                     | 4.895 AUD        |
| Close (prev. day)       | 5.17 AUD         |
| Underlying              | Ansell           |
| Underlying price (date) | 4.895 (24/07/08) |
| Settlement price (date) | 4.89 (24/07/08)  |
| Open Interest           | -                |

**Performance and Risk**

|             | 6m | 1Y | 3Y |
|-------------|----|----|----|
| Perf (%)    | -  | -  | -  |
| Perf (abs.) | -  | -  | -  |
| Beta        | -  | -  | -  |
| Volatility  | -  | -  | -  |

**Futures and Options**

|                 |   |
|-----------------|---|
| Related Futures | - |
| Related Options | - |

5Y







Information about previous performance does not guarantee future performance.  
Source: FactSet

**Price data**

|   |               |
|---|---------------|
| Ø price 5 days   Ø volume 5 days (pcs.)     | 5.337 AUD (0) |
| Ø price 30 days   Ø volume 30 days (pcs.)   | 5.260 AUD (0) |
| Ø price 100 days   Ø volume 100 days (pcs.) | 4.639 AUD (0) |
| Ø price 250 days   Ø volume 250 days (pcs.) | - AUD (-)     |
| YTD High   date                             | - AUD (-)     |
| YTD Low   date                              | - AUD (-)     |
| 52 Weeks High   date                        | - AUD (-)     |
| 52 Weeks Low   date                         | - AUD (-)     |

**Recent research**

| Date       | Headline  | Download  |
|------------|---|---|
| 2024/06/21 |  Global Equity Ratings |  |
| 2024/06/14 |  Global Equity Ratings |  |
| 2024/05/29 |  Global Equity Ratings |  |
| 2024/04/26 |  Global Equity Ratings |  |
| 2024/04/03 |  Global Equity Ratings |  |