

# SGS S.A. FUTURE (SGSP) - EUX/202502

2024/05/02 18:24:07

Price  
**82.1574** CHF

Difference  0.29% (0.23)

### General attributes

Symbol	SGSPG25
Exchange	Eurex
Currency	CHF
Security type	Future
Underlying	SGS SA
Maturity	02-2025
Contract size	100

### Market data

Bid (Bid size)	- CHF (-)
Ask (Ask size)	- CHF (-)
Open	82.1574 CHF
High	82.1574 CHF
Low	82.1574 CHF
Close (prev. day)	81.9233 CHF
Underlying	SGS SA
Underlying price (date)	81.28 (24/05/02)
Settlement price (date)	82.16 (24/05/02)
Open Interest	0

### Performance and Risk

	6m	1Y	3Y
Perf (%)	-	-	-
Perf (abs.)	-	-	-
Beta	-	-	-
Volatility	-	-	-

### Futures and Options

Related Futures	-
Related Options	-

5Y












Information about previous performance does not guarantee future performance.  
Source: FactSet

### Price data

Ø price 5 days   Ø volume 5 days (pcs.)	82.9737 CHF (0)
Ø price 30 days   Ø volume 30 days (pcs.)	83.6657 CHF (0)
Ø price 100 days   Ø volume 100 days (pcs.)	- CHF (-)
Ø price 250 days   Ø volume 250 days (pcs.)	- CHF (-)
YTD High   date	- CHF (-)
YTD Low   date	- CHF (-)
52 Weeks High   date	- CHF (-)
52 Weeks Low   date	- CHF (-)

### Recent Research

on sector		on market	
Date		Headline	Download
2024/04/26		Global Equity Ratings	
2024/04/03		Global Equity Ratings	
2024/03/13		Global Equity Ratings	
2024/02/22		Global Equity Ratings	
2024/02/14		Global Equity Ratings	