

## SAP SE FUTURE (SAPJ) - EUX/202502

2024/07/16 18:51:03

Price  
**191.7282** EURDifference  -0.30% (-0.57)

## General attributes

Symbol	SAPJG25
Exchange	Eurex
Currency	EUR
Security type	Future
Underlying	SAP SE
Maturity	02-2025
Contract size	100

## Market data

Bid (Bid size)	- EUR (-)
Ask (Ask size)	- EUR (-)
Open	191.7282 EUR
High	191.7282 EUR
Low	191.7282 EUR
Close (prev. day)	192.3005 EUR
Underlying	SAP SE
Underlying price (date)	185.68 (24/07/17)
Settlement price (date)	191.73 (24/07/16)
Open Interest	0

## Performance and Risk

	6m	1Y	3Y
Perf (%)	-	-	-
Perf (abs.)	-	-	-
Beta	-	-	-
Volatility	-	-	-

## Futures and Options

Related Futures	-
Related Options	-












Information about previous performance does not guarantee future performance.  
Source: FactSet

## Price data

Ø price 5 days   Ø volume 5 days (pcs.)	191.7650 EUR (0)
Ø price 30 days   Ø volume 30 days (pcs.)	187.0735 EUR (0)
Ø price 100 days   Ø volume 100 days (pcs.)	181.1198 EUR (0)
Ø price 250 days   Ø volume 250 days (pcs.)	- EUR (-)
YTD High   date	- EUR (-)
YTD Low   date	- EUR (-)
52 Weeks High   date	- EUR (-)
52 Weeks Low   date	- EUR (-)

## Recent Research

on underlying	on sector	on market		
Date			Headline	Download
2024/07/12			Global Equity Ratings	
2024/06/21			Global Equity Ratings	
2024/06/14			Global Equity Ratings	
2024/05/29			Global Equity Ratings	
2024/04/26			Global Equity Ratings	