

NVIDIA CORP. FUTURE (NVDF) - EUX/202502

2024/08/30 18:37:02

Price
120.8447 USD

Difference  -2.90% (-3.61)

General attributes

Symbol	NVDFG25
Exchange	Eurex
Currency	USD
Security type	Future
Underlying	NVIDIA CORP.
Maturity	02-2025
Contract size	100

Market data

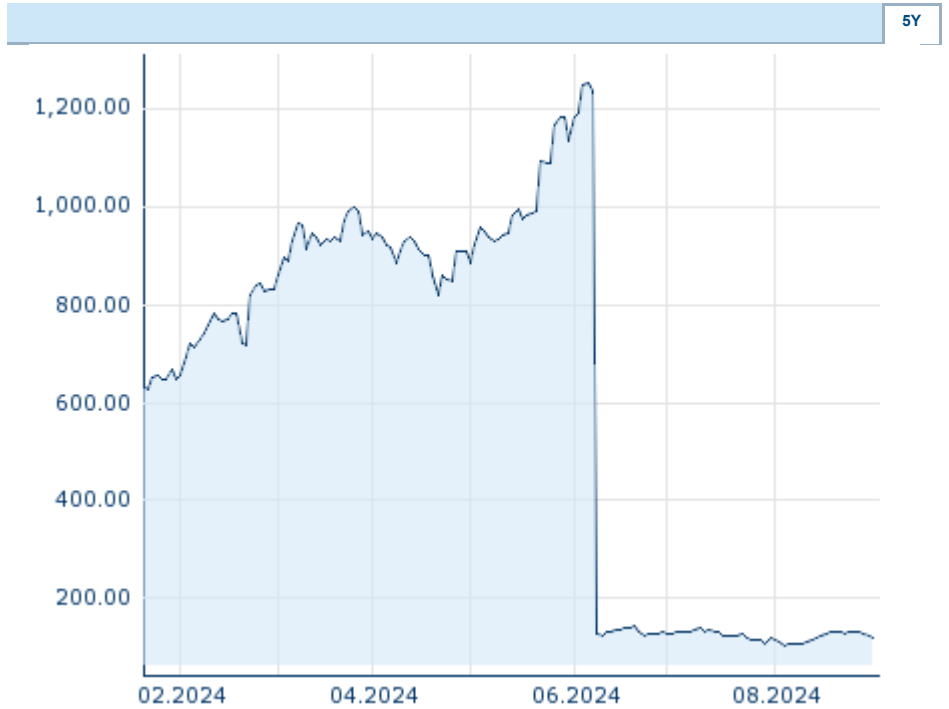
Bid (Bid size)	- USD (-)
Ask (Ask size)	- USD (-)
Open	120.8447 USD
High	120.8447 USD
Low	120.8447 USD
Close (prev. day)	124.4591 USD
Underlying	NVIDIA CORP.
Underlying price (date)	119.37 (24/08/30)
Settlement price (date)	120.84 (24/08/30)
Open Interest	0

Performance and Risk

	6m	1Y	3Y
Perf (%)	-85.43%	-	-
Perf (abs.)	-708.71	-	-
Beta	-	-	-
Volatility	327.50	-	-

Futures and Options

Related Futures	-
Related Options	-












Information about previous performance does not guarantee future performance.
Source: FactSet

Price data

Ø price 5 days Ø volume 5 days (pcs.)	126.8564 USD (0)
Ø price 30 days Ø volume 30 days (pcs.)	119.8816 USD (0)
Ø price 100 days Ø volume 100 days (pcs.)	474.4297 USD (0)
Ø price 250 days Ø volume 250 days (pcs.)	- USD (-)
YTD High date	- USD (-)
YTD Low date	- USD (-)
52 Weeks High date	- USD (-)
52 Weeks Low date	- USD (-)

Recent Research

on underlying	on sector	on market	
Date		Headline	Download
2024/08/12		Global Equity Ratings	
2024/07/24		Global Equity Ratings	
2024/07/12		Global Equity Ratings	
2024/06/21		Global Equity Ratings	
2024/06/14		Global Equity Ratings	