

NVIDIA CORP. FUTURE (NVDF) - EUX/202502

2024/07/16 18:50:44

Price
130.5027 USD

Difference  **-2.07% (-2.75)**

General attributes

Symbol	NVDFG25
Exchange	Eurex
Currency	USD
Security type	Future
Underlying	NVIDIA CORP.
Maturity	02-2025
Contract size	100

Market data

Bid (Bid size)	- USD (-)
Ask (Ask size)	- USD (-)
Open	130.5027 USD
High	130.5027 USD
Low	130.5027 USD
Close (prev. day)	133.2551 USD
Underlying	NVIDIA CORP.
Underlying price (date)	126.36 (24/07/16)
Settlement price (date)	130.50 (24/07/16)
Open Interest	0

Performance and Risk

	6m	1Y	3Y
Perf (%)	-	-	-
Perf (abs.)	-	-	-
Beta	-	-	-
Volatility	-	-	-

Futures and Options

Related Futures	-
Related Options	-











Information about previous performance does not guarantee future performance.
Source: FactSet

Price data

Ø price 5 days Ø volume 5 days (pcs.)	134.0834 USD (0)
Ø price 30 days Ø volume 30 days (pcs.)	243.5021 USD (0)
Ø price 100 days Ø volume 100 days (pcs.)	738.2301 USD (0)
Ø price 250 days Ø volume 250 days (pcs.)	- USD (-)
YTD High date	- USD (-)
YTD Low date	- USD (-)
52 Weeks High date	- USD (-)
52 Weeks Low date	- USD (-)

Recent Research

on underlying	on sector	on market	
Date		Headline	Download
2024/07/12		Global Equity Ratings	
2024/06/21		Global Equity Ratings	
2024/06/14		Global Equity Ratings	
2024/05/29		Global Equity Ratings	
2024/04/26		Global Equity Ratings	